



INTERNATIONAL ORGANIZATION FOR STANDARDIZATION
TECHNICAL COMMITTEE 42 —
PHOTOGRAPHY

Address Reply to:

Secretariat ISO/TC42
Photographic and Imaging
Manufacturers Association, Inc.
550 Mamaroneck Avenue
Harrison, NY 10528 USA
Phone: +1 914 698 7603
FAX: + 1 914 698 7609
Email: jimpeyton@pima.net
Email2: jimpeyton@earthlink.net

ISO/TC42N 4378
1998-11-24
Our ref: 42(WG18/Item 189.2)

ISO/DIS 12234-2

ISO/TC 42/WG 18

Secretariat: ANSI (PIMA)

**Photography — Electronic still picture imaging — Removable memory —
Part 2: Image data format — TIFF/EP**

Document type: International Standard
Document subtype: Not applicable
Document stage: (40) Approval
Document language: E

Contents

1 Scope..... 6

2 Normative references..... 6

3 Terms and definitions 6

4 Image data features 7

4.1 TIFF/EP File encoding structure..... 7

4.2 Image data 9

4.3 Thumbnail images..... 11

4.4 Burst sequences using “Chaining” 13

4.5 Camera color space information 13

4.6 Image data compression 14

4.7 Camera information 16

4.8 Picture annotation..... 16

4.9 Camera and lens settings 16

4.10 Camera characterization..... 17

5 TIFF/EP Tag definitions 17

5.1 TIFF/EP Tag list 17

5.2 TIFF/EP Tag definitions grouped by function 20

Annex A (informative) Example TIFF/EP Files..... 52

Annex B (informative) Alphabetical index of TIFF/EP Tag definitions 62

Annex C Bibliography..... 65

Foreword

ISO (the International Organization for Standardization) is a worldwide federation of national standards bodies (ISO member bodies). The work of preparing International Standards is normally carried out through ISO technical committees. Each member body interested in a subject for which a technical committee has been established has the right to be represented on that committee. International organizations, governmental and non-governmental, in liaison with ISO, also take part in the work. ISO collaborates closely with the International Electrotechnical Commission (IEC) on all matters of electrotechnical standardization.

International Standards are drafted in accordance with the rules given in the ISO/IEC Directives, Part 3.

Draft International Standards adopted by the technical committees are circulated to the member bodies for voting. Publication as an International Standard requires approval by at least 75 % of the member bodies casting a vote.

International Standard ISO 12234-2 was prepared by Technical Committee ISO/TC42, *Photography*.

ISO 12234 consists of the following parts, under the general title *Photography - Electronic still picture cameras - Removable memory*:

- *Part 1: Basic removable memory reference model*
- *Part 2: Image data format - TIFF/EP*

Annexes A, B and C of this part of ISO 12234 are for information only.

The International Organization for Standardization (ISO) draws attention to the fact that it is claimed that compliance with this International Standard may involve the use of patents from the following companies:

- Canon Inc.
- Eastman Kodak Co.
- Fuji Photo Film Co. Ltd.
- Nikon Corp
- Olympus Optical Co. Ltd.

The holders of the patent rights have assured the ISO that they are willing to negotiate licenses under reasonable and non-discriminatory terms and conditions throughout the world. In this respect, the statement of the holder of this patent right is registered with the ISO. Information may be obtained from the companies listed.

The ISO takes no position concerning the evidence, validity, and scope of any of the patent rights listed.

Attention is drawn to the possibility that some of the elements of this International Standard may be the subject of patent rights other than those identified above. ISO shall not be held responsible for identifying any or all such patents

Introduction

The term TIFF/EP refers to "Tag Image File Format / Electronic Photography", defined in this document. The term "TIFF 6.0" refers to the TIFF Revision 6.0 specification. TIFF/EP is defined to be as compatible as possible with existing desktop software packages, to enable them to operate with images from electronic still picture cameras. TIFF Revision 6.0 is used as the basis for achieving this interoperability with the large installed base of imaging software. Wherever possible, TIFF/EP uses tags already defined in TIFF 6.0, and provides guidelines for the use of these tags as well as the allowed field values. New tags are defined to encode image data features that are not included in TIFF 6.0. These new tags conform to the practices specified in TIFF 6.0. This document also describes how related images, such as both "parent" high resolution and "thumbnail" low resolution images of the same subject, or temporal sequence "bursts" of the same scene, can be stored in a single TIFF/EP file.

With the permission of Adobe Systems Incorporated, sections of this TIFF/EP specification have been copied verbatim from the TIFF 6.0 specification dated June 3, 1992 specification © 1986-1988, 1992 Adobe Systems Incorporated. All Rights Reserved.

In this document, references to tags and tag values defined in TIFF 6.0 are shown in bold type face. Tags and tag values that are not defined in TIFF 6.0, are identified in italic type face. These new tags have been chosen to be as compatible as possible with the Exif tags defined in "Digital Still Camera Image File Format Standard (Exchangeable image file format for Digital Still Cameras: Exif)", Version 2.0, November 1997 by the Japan Electronic Industry Development Association (JEIDA). The new TIFF/EP Tag fields containing enumerated values follow the TIFF 6.0 convention, where the lower half of the values (0 - 127, 0 - 32,767, or 0 - 2,147,483,647 for byte, short, and long values respectively) are reserved by TIFF/EP and the upper half (128 - 255, 32,768 - 65,535, or 2,147,483,648 - 4,294,967,296) are private values that may be registered by PIMA/IT10¹).

TIFF/EP complies with the TIFF 6.0 specification, and uses the same header specified in TIFF 6.0. The reason is to maintain the highest degree of compatibility with existing TIFF readers, and to make the adoption of TIFF/EP, including the new TIFF/EP tags, as easy as possible. In the future, if TIFF is revised, a revised version of TIFF/EP may be developed, using the revised TIFF specification. TIFF/EP editors of a given TIFF/EP version number shall not update TIFF/EP files having a higher version number without warning the user that in doing so, unknown tags will be deleted. This is explained in the section describing the *TIFF/EPStandardID* tag.

TIFF/EP tag definitions do not allow default values. All values shall be explicitly stated. This is done to improve interoperability with future versions of TIFF/EP. Images may be stored in uncompressed form, or using JPEG baseline (DCT based) compression. In the later case, an uncompressed baseline-TIFF-readable reduced resolution "thumbnail" image should also be stored in the 0th IFD, to allow the images to be identified using a baseline TIFF 6.0 reader.

TIFF/EP uses the TIFF/JPEG specification given in "DRAFT TIFF Technical Note #2". This method differs from the JPEG method described in the TIFF 6.0 specification. In the method used within TIFF/EP, each image segment (tile or strip) contains a complete JPEG data stream that is valid according to the ISO JPEG standard (ISO IEC 10918-1). TIFF/EP requires that readers only support the DCT based lossy JPEG process.

TIFF/EP currently does not define how to embed audio information within a TIFF/EP image file. Audio can be stored in a separate file on the same removable media if desired., or stored within a TIFF/EP file using a private TIFF tag obtained from Adobe Corp. This does not preclude a future release of TIFF/EP from implementing embedded audio as part of the TIFF/EP file.

TIFF/EP image files should be stored in a READ-ONLY fashion using the appropriate file system mechanism. This will prevent accidental loss of important TIFF/EP tag-value information if the image is edited by a non-TIFF/EP compliant application. TIFF editors generally remove unknown tags when saving or updating an image file, to maintain the integrity of the TIFF file, since the unknown tags might not apply to the edited image. By creating

¹) PIMA/IT10 may be contacte at the Photographic and Imaging Manufacturers Association, 550 Mamaroneck Avenue, Suite 307, Harrison, NY 10528-1612 USA

TIFF/EP image files READ-ONLY, accidental loss of important information is prevented. TIFF/EP editors, on the other hand, shall warn the user, whenever editing a newer version TIFF/EP file with an older version TIFF/EP editor, that proceeding may result in the loss of information. The mandatory **TIFF/EPStandardID** tag-field specifies the TIFF/EP version used in creating a TIFF/EP image file.

Photography — Electronic still picture imaging — Removable memory — Part 2: Image data format — TIFF/EP

1 Scope

This part of ISO 12234 defines the TIFF/EP data format described in ISO 12234-1, Photography - Electronic still picture cameras - Removable memory - Part 1: Basic removable memory reference model.

2 Normative references

The following normative documents contain provisions, which, through reference in this text, constitute provisions of this part of the ISO/IEC Directives. For dated references, subsequent amendments to, or revisions of, any of these publications do not apply. However, parties to agreements based on this part of the ISO/IEC Directives are encouraged to investigate the possibility of applying the most recent editions of the normative documents indicated below. For undated references, the latest edition of the normative document referred to applies. Members of ISO and IEC maintain registers of currently valid International Standards.

ISO 12231: 1997, *“Photography - Electronic still picture cameras - Terminology”*

ISO 12232: 1998 *Photography - Electronic still picture cameras - Determination of ISO speed”*

ISO 12233, *Photography - Electronic still picture cameras - Resolution measurements*

ISO 12234-1, *Photography - Electronic still picture cameras - Removable memory, Part 1 : Basic removable memory reference model*

ISO 14524, *Photography - Electronic still picture camera - Methods for measuring opto-electronic conversion functions (OECFs)*

ISO/IEC 10918-1:1994, *Information technology - Digital compression and coding of continuous-tone still images: Requirements and guidelines*

ITU-R BT.709:1993 *Basic parameter values for the HDTV standard for the studio and for international programme exchange.*

3 Terms and definitions

For the purposes of this International Standard, the following definitions apply:

3.1

file system:

Software structure which specifies how the data is logically organized on a given storage media.

3.2

image data format:

Structure and content which specifies how the data is logically organized on a given storage media.

4 Image data features

This section describes all of the features of the TIFF/EP standard, and lists the tags used to implement each feature.

4.1 TIFF/EP File encoding structure

A TIFF/EP file is a valid TIFF file that contains the TIFF/EP format identifier, and conforms to the restrictions described in this document. The TIFF/EP header is exactly the same as the TIFF header. The use of the TIFF/EP format and revision number are identified in the *TIFF/EPStandardID* tag-field.

TIFF is an image file format. In this document, a *file* is defined to be a sequence of 8-bit bytes, where the bytes are numbered from 0 to N. The largest possible TIFF file is 2^{32} bytes in length. A TIFF file begins with an 8-byte *image file header* that points to an *image file directory (IFD)*. An image file directory contains information about the image, as well as pointers to the actual image data.

The following sections describe the image file header and IFD in more detail..

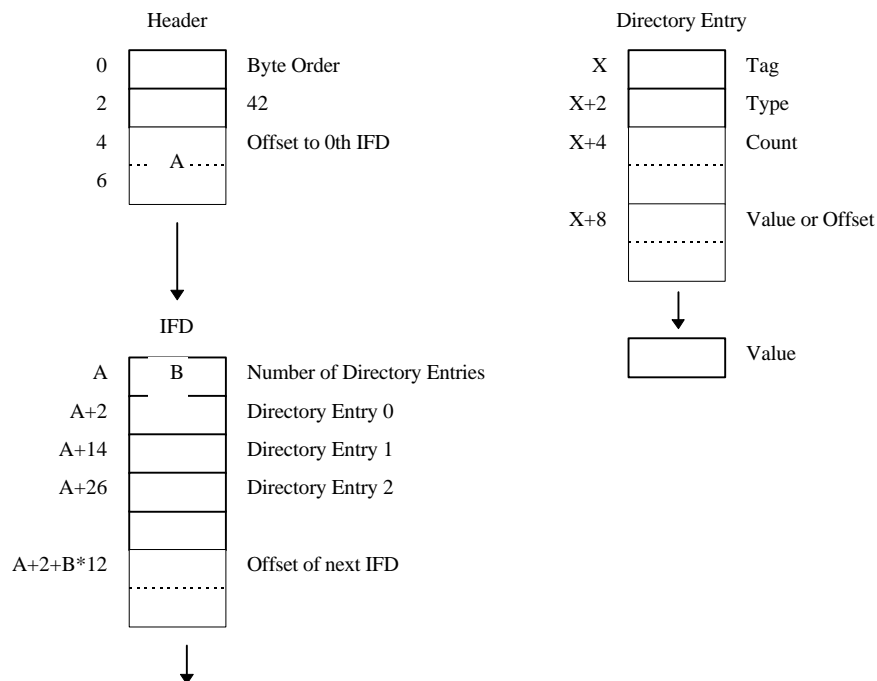


Figure 1 — TIFF File structure

4.1.1 Image file header

A TIFF file begins with an 8-byte image file header, containing the following information:

Bytes 0- The byte order used within the file. Legal values are:
 1: II (4949.H)
 MM (4D4D.H)

In the II format, byte order is always from the least significant byte to the most significant byte, for both 16-bit and 32-bit integers. This is called *little-endian* byte order. In the MM format, byte order is always from most significant to least significant, for both 16-bit and 32-bit integers. This is called *big-endian* byte order.

Bytes 2- An arbitrary but carefully chosen number (42) that further identifies the file as a TIFF file.
 3: The byte order depends on the value of Bytes 0-1.

Note that in order to allow backward compatibility with future versions of TIFF/EP based on future versions of TIFF, all TIFF/EP readers should test the TIFF header Version value to determine if `VERSION >= 42`, not to test if `VERSION == 42`. This will allow higher version numbers to be used in the future and be detected as TIFF/EP files.

Bytes 4-7: The offset (in bytes) of the first IFD. The directory may be at any location in the file after the header but shall begin on a word boundary. In particular, an Image File Directory may follow the image data it describes. Readers shall follow the pointers wherever they may lead.

The term *byte offset* is always used in this document to refer to a location with respect to the beginning of the TIFF file. The first byte of the file has an offset of 0.

4.1.2 Image file directory

An Image File Directory (IFD) consists of a 2-byte count of the number of directory entries (i.e., the number of fields), followed by a sequence of 12-byte field entries, followed by a 4-byte offset of the next IFD (or 0 if none). Do not forget to write 4 bytes of 0 after the last IFD.

There shall be at least 1 IFD in a TIFF file and each IFD shall have at least one entry.

IFD Entry

Each 12-byte IFD entry has the following format:

Bytes 0-1: The Tag that identifies the field.

Bytes 2-3: The field Type.

Bytes 4-7: The number of values, *Count* of the indicated Type.

Bytes 8-11: The Value Offset, i.e. the file offset (in bytes) to the Value(s) for the field. This Value Offset is expected to begin on a word boundary; the corresponding Value Offset will thus be an even number. This file offset may point anywhere in the file, even after the image data. (see below for more info.)

IFD Terminology

A *TIFF field* is a logical entity consisting of a TIFF tag and its value. This logical concept is implemented as an *IFD Entry*, plus the actual value if it doesn't fit into the value/offset part, the last 4 bytes of the IFD Entry. The terms *TIFF field* and *IFD entry* are interchangeable in most contexts.

Sort order

The entries in an IFD shall be sorted in ascending order by Tag. The Values to which directory entries point need not be in any particular order in the file.

Value/Offset

To save time and space the Value Offset contains the Value instead of pointing to the Value if and only if the Value fits into 4 bytes. If the Value is shorter than 4 bytes, it is left-justified within the 4-byte Value Offset, i.e., stored in the lower-numbered bytes. Whether the Value fits within 4 bytes is determined by the Type and Count of the field.

Note that the 4 byte value offset should not be thought of as a LONG data type since if the value is shorter than 4 bytes, it is always left-justified regardless of whether the II or MM byte order is used. For example, to store the SHORT hex value "AB CD" in MM byte order, the 4 bytes are "AB CD xx xx" (where x indicates "don't care"). The same hex value in II byte order is given by "CD AB xx xx".

Count

Count called *Length* in previous versions of the TIFF specification is the number of values. Note that Count is not the total number of bytes. For example, a single 16-bit word (SHORT) has a Count of 1; not 2.

Types

The field types and their sizes are:

1=BYTE	8-bit unsigned integer.
2=ASCII	8-bit byte that contains a 7-bit ASCII code; the last byte shall be NUL (binary zero).
3=SHORT	16-bit (2-byte) unsigned integer.
4=LONG	32-bit (4-byte) unsigned integer.
5=RATIONAL	Two LONGs: the first represents the numerator of a fraction; the second, the denominator.
6=SBYTE	An 8-bit signed (twos-complement) integer.
7=UNDEFINED	An 8-bit byte that may contain anything, depending on the definition of the field.
8=SSHORT	A 16-bit (2-byte) signed (twos-complement) integer.
9=SLONG	A 32-bit (4-byte) signed (twos-complement) integer.
10=SRATIONAL	Two SLONGs: the first represents the numerator of the fraction, the second the denominator.
11=FLOAT	Single precision (4-byte) IEEE format.
12=DOUBLE	Double precision (8-byte) IEEE format.

Warning: *It is possible that other TIFF field types will be added in the future. Readers should skip over fields containing an unexpected field type.*

The value of the Count part of an ASCII field entry includes the NUL. If padding is necessary, the Count does not include the pad byte. Note that there is no initial count byte as in Pascal-style strings. Any ASCII field can contain multiple strings, each terminated with a NUL. A single string is preferred whenever possible. The Count for multi-string fields is the number of bytes in all strings in that field plus their terminating NUL bytes. Only one NUL is allowed between strings, so that the strings following the first string will often begin on an odd byte.

The reader shall check the type to verify that it contains an expected value. TIFF currently allows more than 1 valid type for some fields. For example, ImageWidth and ImageLength are usually specified as having type SHORT. But images with more than 64K rows or columns shall use the LONG field type. TIFF readers should accept BYTE, SHORT, or LONG values for any unsigned integer field. This allows a single procedure to retrieve any integer value, makes reading more robust, and saves disk space in some situations.

Each TIFF field has an associated Count. This means that all fields are actually one-dimensional arrays, even though most fields contain only a single value. For example, to store a complicated data structure in a single private field, use the UNDEFINED field type and set the Count to the number of bytes required to hold the data structure.

4.1.3 Vendor unique information

Each camera manufacturer may choose to store additional information in the form of private tags or private tag-values. This can be done by obtaining private tags and/or tag-values for TIFF 6.0 tags from the Adobe Developers Desk and vendor unique tag-values from PIMA/IT10 for the new TIFF/EP defined tags. When storing additional vendor unique information within TIFF/EP files, care shall be taken not to violate the TIFF/EP guidelines described in this document.

4.2 Image data

The image width, i.e. horizontal or X dimension, is recorded as a binary value in the **ImageWidth** tag-field. The image width may be the shorter or longer dimension of the image, depending upon the orientation of the camera during image capture. The image orientation is defined by the **Orientation** tag-field. The image length, i.e. vertical or Y dimension, is recorded as a binary value in the **ImageLength** tag-field. The camera's desired image output rendering resolution in the X-dimension, i.e. the horizontal dimension when the camera is normally oriented, is recorded using the **XResolution** tag-field, while the output resolution in the Y-dimension is recorded in the **YResolution** tag-field. The **ResolutionUnits** tag-value gives the units for the **XResolution** and **YResolution**

values. These mandatory TIFF 6.0 tag-fields are typically used to determine the default size of the image on the screen. They do not indicate the sample spacing of the image sensor in an electronic still camera. The latter are given in the **FocalPlaneXResolution**, **FocalPlaneYResolution**, and **FocalPlaneResolutionUnits** tag-values. The pixel aspect ratio (ratio of the pixel width to pixel height) is determined by the ratio of the **XResolution** and **YResolution** values. The recommended TIFF/EP pixel aspect ratio is 1:1 (square), so that **XResolution** equals **YResolution**.

The number of color components or samples per pixel in the image is recorded using the **SamplesPerPixel** tag-field as a binary value. For example, an image captured using a monochrome sensor has only 1 color component or sample per pixel, while a 3-sensor color RGB camera has 3 color components or samples per pixel. The number of bits needed to store each of the color components (samples) is recorded using the **BitsPerSample** tag-field as a set of binary values. In the case of a monochrome image, the **BitsPerSample** tag-field contains only one value, equal to the actual number of bits per pixel. In the case of an RGB image having 3 color samples per pixel, the **BitsPerSample** tag-field contains 3 values equal to the actual number of bits of storage used to store each component or sample. In the later case, the number of bits for each color-component could be different, and hence is explicitly stated.

The type of image data components are provided by the **PhotometricInterpretation** tag-value. All TIFF/EP readers shall handle greyscale, RGB, and YCbCr data. If YCbCr data values are stored, the number of Cb and Cr values may either be equal to the number of Y values, or may be smaller due to subsampling. The chrominance subsampling factors of a YCbCr image are encoded in the **YCbCrSubSampling** tag-field. This tag-field contains both the horizontal and vertical subsampling factors, which are labeled YCbCrSubSamplingHoriz and YCbCrSubSamplingVert respectively. The subsampling factors are given relative to the appropriate dimension of the corresponding luminance image. The positions of the subsampled chrominance components relative to the luminance samples are encoded in the **YCbCrPositioning** tag-field. The headroom/footer image data values (codes) for each each pixel component associated with a YCbCr image is specified within the **ReferenceBlackWhite** tag-field. The pair of headroom/footer values (codes) associated with the luminance component (Y) refer to this component's ReferenceWhite and ReferenceBlack. The pair of headroom/footer values (codes) associated with the chrominance components, Cb and Cr, refer to these component's ReferenceBlack and ReferenceWhite, where here the ReferenceWhite value is used to code reference blue and reference red respectively.

The image data may optionally be stored using a single image component having a the color filter array (CFA) area pattern of the image data derived from a single-chip color CCD image sensor. TIFF/EP readers are not required to handle this type of image data. The color filter array area pattern is the repetitive spatial color sampling pattern of photosites on the CCD image sensor. There are many different CFA-type CCD's which capture only one color component per photosite on the CCD. The tags used to describe a CCD's CFA pattern are: **SamplesPerPixel**, **PlanarConfiguration**, **CFARepetitionDim**, **CFAPattern**, and **SensingMethod**.

The image data is stored using either strips or tiles, which are collectively termed segments. If strips are used, the following tag-fields define the number of strips and the number of rows of image data stored in each strip: **StripOffsets**, **RowsPerStrip**, and **StripByteCounts**. The image shall be divided into an integral number of strips, from 1 strip to the maximum number of strips, which equals the image's length. If necessary, the final strip can be "padded" with zeros. TIFF/EP recommends that the image data, prior to compression, not exceed 64 Kbytes per strip. This value is chosen to maximize compatibility with various operating systems. The **StripOffsets** tag-field stores the offsets from the start of the image file to the start of each image data strip. In this way, the reader can easily access various parts of the image. The number of rows per strip are stored in the **RowsPerStrip** tag-field. The number of image data bytes stored within each strip are recorded in the **StripByteCounts** tag-field. The "strip" mechanism is very useful in accessing images, because it uses less buffer memory than would otherwise be needed to read in the entire image, all at one time. The order of the image strips is from the top to the bottom of the image.

Example:

ImageWidth = 768

ImageLength = 512

PhotometricInterpretation = 2 (RGB)

SamplesPerPixel = 3

BitsPerSample = 8,8,8

PlanarConfiguration = 1 (Chunky), i.e. RGBRGBRGB...

The size in bytes of each row in this image is $768 \text{ PixelsPerRow} * (3 \text{ SamplesPerPixel} * 8 \text{ BitsPerSample})/8 \text{ BitsPerByte} \Rightarrow 2304 \text{ BytesPerRow}$. Assuming 8 rows of image data in each strip, the number of bytes per strip is $8 \text{ RowsPerStrip} * 2304 \text{ BytesPerRow} \Rightarrow 18,432 \text{ BytesPerStrip}$. The number of strips equals $512 \text{ Rows}/8 \text{ RowsPerStrip} \Rightarrow 64 \text{ strips}$.

If tiles are used, the following tag-fields define the number of tiles and the size of each tile: **TileWidth**, **TileLength**, **TileOffsets**, and **TileByteCounts**. The image shall be divided into an integral number of tiles. The purpose of tiles is to provide the reader with the ability to perform image “panning”, to view portions of the image on a display which is smaller than the overall image size. The **TileWidth** tag-field stores the width of the tile in pixels. The **TileLength** tag-field stores the length of the tile in rows. The **TileOffsets** tag-field stores the offsets from the start of the image file to the start of each image data tile. The number of image data bytes in each tile are recorded in the **TileByteCounts** tag-field. TIFF/EP recommends that the image data, prior to compression, not exceed 64 Kbytes per tile.

Using the above example, the image could be broken up into 64 tiles each having a width of 96 pixels and a length of 64 pixels. Each tile would have a size in bytes of $96 \text{ PixelsPerTileWidth} * 64 \text{ RowsPerTileLength} * (3 \text{ SamplesPerPixel} * 8 \text{ BitsPerSample})/8 \text{ BitsPerByte} \Rightarrow 18,432 \text{ BytesPerTile}$, i.e. 18K BytesPerTile.

NOTE if the image data is compressed using JPEG, i.e. **Compression** tag-field contains the value of 7, each segment (strip or tile) shall contain a valid JPEG datastream according to the ISO JPEG standard’s rules for interchange-format or abbreviated-image-format data.

4.3 Thumbnail images

There may be more than one IFD in a TIFF 6.0 file. Each IFD defines a *subfile*. One potential use of subfiles in TIFF 6.0 is to describe related images, such as the pages of a facsimile transmission. A Baseline TIFF 6.0 reader is not required to read any IFDs beyond the first one.

In TIFF/EP files, the 0th IFD should be an image that can be read by a baseline TIFF 6.0 reader. Note that JPEG compression is not required for baseline TIFF 6.0 readers. Therefore, if the full-resolution image is stored using compression, the TIFF/EP file should include a thumbnail (reduced-resolution) image stored in the 0th IFD that is readable by a baseline TIFF 6.0 reader. This thumbnail should not be compressed, and should be stored in strips, rather than in tiles, in order to be fully compatible with TIFF 6.0. A **SubIFDs** tag in the 0th IFD is used to point to the compressed full-resolution image. If the full-resolution image is stored uncompressed as a baseline-readable TIFF image, the full-resolution image could be stored in the 0th IFD. However, TIFF/EP recommends that a thumbnail image be stored in the 0th IFD, regardless of whether the full-resolution image is baseline TIFF readable or not. This provides a version of the image that is small (relative to the full-resolution image) and that may be quickly accessed by reader software. The use of the **SubIFDs** tag is the TIFF recommended method of performing this “treeing” mechanism. TIFF/EP requires that the **SubIFDs** “treeing” mechanism be used, rather than the “chaining” mechanism, to associate multiple resolution versions of the same image. The idea of IFD “treeing” via the use of the **SubIFDs** tag is described below. TIFF/EP uses the IFD “chaining” mechanism only to store a “burst” motion sequence of temporally related images in the same TIFF/EP file. **Figure 2 — TIFF/EP** Encoding structure with treeing graphically shows an example of IFD “treeing” to store both the thumbnail image and the full resolution “main” image. This is done using the **SubIFDs** tag. The **SubIFDs** tag is used within a given IFD to initiate a “tree” or “branch” to another IFD describing another rendition of the same image within a TIFF/EP file. This tag is described in detail in the tag-definition section of this document. The **SubIFDs** tag is not described in the TIFF 6.0 specification, but is described in “TIFF Technical Note 1: TIFF Trees” available from Adobe Corporation. This technical note describes the mechanism to use if “treeing” is needed. The TIFF/EP **SubIFDs** tag value provides the offset from the start of the TIFF/EP file to the beginning of the IFD for the full resolution image. The **NewSubFileType** tag identifies the image as a full resolution image. This IFD “treeing” technique, using the **SubIFDs** and **NewSubFileType** tags, is a clear and unambiguous method associating the thumbnail images and main images. IFD “treeing” is used instead of IFD “chaining”, because TIFF/EP reserves “chaining” to store a burst of temporally related images in the same file. This is described in the following section.

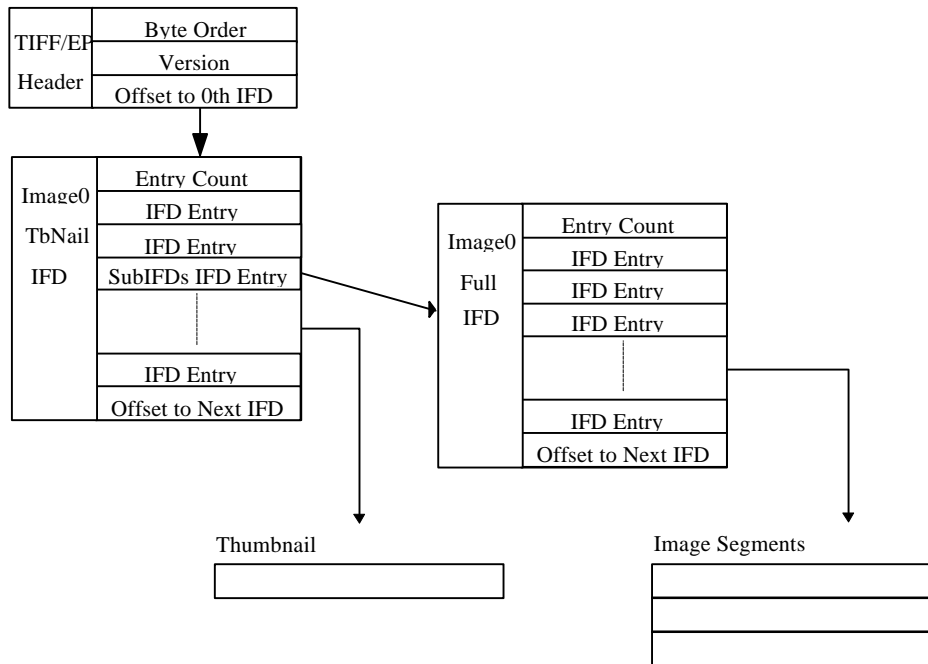


Figure 2 — TIFF/EP Encoding structure with treeing

TIFF/EP requires that the thumbnail image be stored in strips, so that the thumbnails may be read by any baseline TIFF 6.0 reader. The dimensions of the thumbnail image are restricted by TIFF/EP to 256 pixels maximum horizontally and 256 pixels maximum vertically. The following tag-fields are necessary to define the number of strips and the number of rows of thumbnail image data stored in each strip: **StripOffsets**, **RowsPerStrip**, and **StripByteCounts**.

In the example below, the thumbnail image has one eighth the number of lines and one eighth the number of pixels per line as its parent image. The thumbnail image is a single strip which holds the thumbnail image data. The **StripOffsets** tag-field stores the offset from the start of the image file to the start of the thumbnail image data strip. The number of rows per strip, i.e. 64 rows, is stored in the **RowsPerStrip** tag-field. The number of thumbnail image data bytes stored in the strip is recorded in the **StripByteCounts** tag-field.

Assumptions:

- Parent ImageWidth = 768
- Parent ImageLength = 512
- Parent PhotometricInterpretation = 2 (RGB)
- Parent SamplesPerPixel = 3
- Parent BitsPerSample = 8,8,8
- Parent PlanarConfiguration = 1 (Chunky), i.e. RGBRGBRGB...
- Thumbnail ImageWidth = 96
- Thumbnail ImageLength = 64
- Thumbnail PhotometricInterpretation = 2 (RGB)
- Thumbnail SamplesPerPixel = 3

- Thumbnail BitsPerSample = 8,8,8
- Thumbnail PlanarConfiguration = 1 (Chunky), i.e. RGBRGBRGB...

The size in bytes of the single thumbnail image strip is $96 \text{ PixelsPerRow} * (3 \text{ SamplesPerPixel} * 8 \text{ BitsPerSample}) / 8 \text{ BytesPerByte} ==> 288 \text{ BytesPerRow}$. We are storing 64 rows of thumbnail image data in the strip, hence the number of bytes per strip is $64 \text{ RowsPerStrip} * 288 \text{ BytesPerRow} ==> 18,432 \text{ BytesPerStrip}$. The number of strips is equal to $64 \text{ Rows} / 64 \text{ RowsPerStrip} ==> 1 \text{ strip}$.

4.4 Burst sequences using “Chaining”

Figure 3 — TIFF/EP Encoding structure with image chaining shows how TIFF/EP allows image "chaining" to be used to store a "burst" motion sequence of temporally related images. The Image0 IFD stores the first image in the sequence, the Image1 IFD stores the second image in the sequence, and so on. Therefore, the IFD numbers indicate the temporal sequence of the "burst" of images. By storing the entire sequence in a single TIFF/EP file via "chaining", the sequence is encapsulated in a way that allows it to be copied, without losing images or altering the image sequence. As noted earlier, the **SubIFDs** tag provides the mechanism to store both thumbnail and main images for each temporal sample of the "chain", all in the same TIFF/EP file.

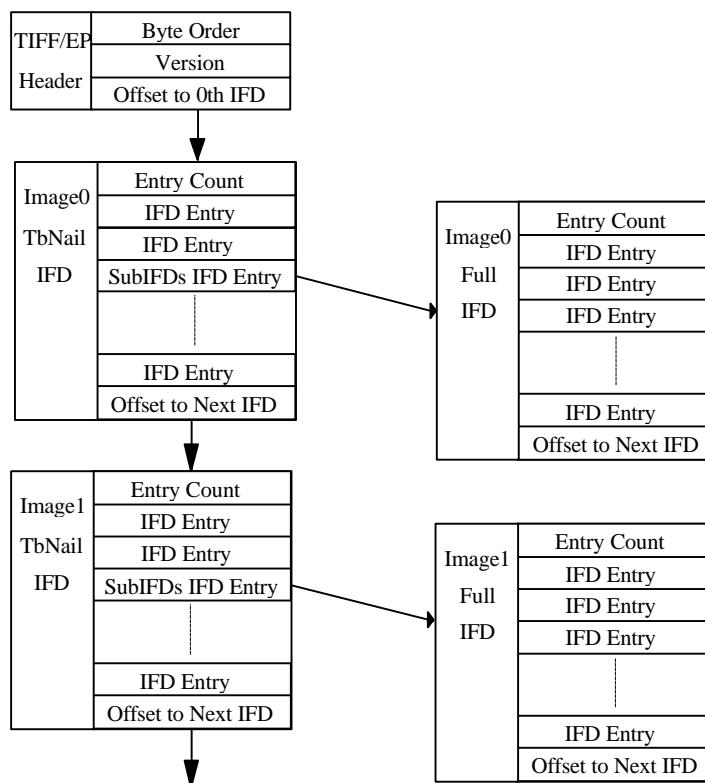


Figure 3 — TIFF/EP Encoding structure with image chaining

TIFF/EP allows chaining only to store a motion sequence "burst" of images. TIFF/EP does not allow the use of image "chaining" for any other purpose. Note that if chaining were used for both thumbnails and motion sequences, readers would be confused by the relationships between IFDs in the file. Neither TIFF/EP nor TIFF 6.0 requires baseline readers to read past the first image in the "chain". Note that if image categorization or databasing is required, the filing system should provide this mechanism. Image chaining should not be used for this purpose. The definition of a filing system for image databasing is outside the scope of the TIFF/EP specification.

4.5 Camera color space information

The ICC (InterColor) Profile, contained in the **InterColorProfile** tag field, may be used to provide the information required to interpret the digital code values of a color image. Note that the ICC Profile Format may be revised in the future, and the most recent version of the ICC specification should be used. To prevent duplication and

confusion, the TIFF 6.0 PrimaryChromaticities, WhitePoint and TransferFunction tags are not allowed in TIFF/EP, since this same information is specified within the **InterColorProfile** tag value. In some applications, the use of an ICC Profile may be inadequate to achieve the desired level of camera color characterization. In these applications, the camera spectral sensitivities and OECF (Opto-electronic conversion function) may be provided, using the **SpectralSensitivity** and **OECF** tag values, in order to provide the desired camera color characterization information.

The target color space describes the number and type of color components, and is recorded in the **PhotometricInterpretation** tag-field. The allowed target color spaces are greyscale, RGB, YCbCr, and CFA (color filter array).

The chromaticities of the primaries of the image are encoded using the redColorantTag, greenColorTag, and blueColorantTag values within the **InterColorProfile** tag value. The chromaticity of the white point of the image is encoded using the mediaWhitePointTag values within the **InterColorProfile** tag value.

The transfer function which indicates the meaning of each image data code is encoded using the redTRCTag, greenTRCTag, and blueTRCTag values within the **InterColorProfile** tag value. The recommended TIFF/EP reference color primaries and opto-electronic conversion function (gamma correction) are equal to the values given in ITU-R BT.709: 1993, "Basic parameter values for the HDTV standard for the studio and for international programme exchange".

The coefficients used in the transformation from RGB to YCbCr image data are encoded in the **YCbCrCoefficients** tag-field as 3 RATIONAL numbers, i.e. LumaRed, LumaGreen, and LumaBlue. These three coefficients are the proportions of red, green, and blue respectively in the luminance (Y) channel. This tag is only necessary if the image data is stored in YCbCr form.

4.6 Image data compression

This data feature indicates the type of image data compression. The compression method is stored in the **Compression** tag-field as a binary value. If no compression is used, a value of 1 is recorded in this tag-field. Other values indicate some form of image compression. For compressed images, the average number of bits per pixel may be recorded using the **CompressedBitsPerPixel** tag-field.

4.6.1 Baseline JPEG compression

All TIFF/EP readers shall support the DCT (lossy) baseline version of the TIFF/JPEG compression method defined by the Independent JPEG Group and described in TIFF technical note #2. To indicate JPEG compression, a value of 7 is stored in the **Compression** tag-field as a binary value. JPEG compression works in either strip-based or tile-based TIFF/EP files. The term "segment" refers to either a strip or a tile. When the **Compression** tag-field has the value 7, each image segment contains a complete JPEG datastream which is valid according to the ISO JPEG standard (ISO/IEC 10918-1). TIFF/EP requires that readers only support baseline (lossy DCT) based compression.

Each image segment in a JPEG-compressed TIFF/EP file shall contain a valid JPEG datastream according to the ISO JPEG standard's rules for interchange-format (including JPEG quantization and Huffman tables) or abbreviated-image-format (without JPEG quantization and Huffman tables) data. The datastream shall contain a single JPEG frame storing that segment of the image. The required JPEG markers within a segment are:

- SOI (start of image, shall appear at the very beginning of the segment)
- SOF_n (start of frame)
- SOS (start of scan, one for each scan)
- EOI (end of image, shall appear at the very end of the segment)

The actual compressed data follows SOS. It may contain RST_n (restart) markers if DRI (define restart interval) is used.

Additional JPEG "tables and miscellaneous" markers may appear between SOI and SOF_n, between SOF_n and SOS, and before each subsequent SOS if there is more than one scan. These markers can include:

- DQT (define quantization tables)
- DHT (define huffman tables)
- DRI (define restart interval)
- APPn (define application markers, see note below)
- COM (comment, ignored by TIFF/EP readers)

APPn application markers may be included in the JIF bitstream. TIFF/EP readers are not required to read Appn markers. The EXIF image format uses application marker 1, and the SPIFF image format uses application marker 8. In the case of EXIF, the second word of the APP1 data is the TIFF number 42. When both APP1 and the TIFF number 42 are identified, the APP1 data includes EXIF tags. In the case of SPIFF, the three byte IDENT identifier in the APP8 data contains the value "SPF". When both APP8 and "SPF" are identified, the APP8 data includes SPIFF tags.

DNL (define number of lines) markers shall not be used in TIFF files. Readers should abort if any other marker type is found, especially the JPEG reserved markers. Such markers are likely to indicate a JPEG extension.

The tables/miscellaneous markers may appear in any order. Readers are cautioned that although the SOFn marker refers to DQT tables, JPEG does not require those tables to precede the SOFn, only the SOS. Missing-table checks should be made when SOS is reached.

4.6.2 JPEG Tables

When JPEG compression is used, no other compression related tag-fields are required, but the optional **JPEGTables** tag may be used. This optional tag encodes the JPEG quantization and Huffman tables for subsequent use by the JPEG decompression process. The **JPEGTables** tag is useful when the image is stored in multiple segments, in order to reduce the file size. When the **JPEGTables** tag is present, it shall contain a valid JPEG "abbreviated table specification" datastream, beginning with SOI and ending with EOI. It contains one or more JPEG tables, including DQT (define quantization tables) and DHT (define huffman tables). When a TIFF/EP reader decodes a JPEG compressed image having the optional **JPEGTables** tag, it is prudent for the reader to send the **JPEGTables** abbreviated bitstream prior to each JPEG compressed image segment. This eliminates the need for the TIFF/EP reader to manually determine which JPEG compressed image segments require these tables.

If no **JPEGTables** tag-field is used, then each segment shall be a complete JPEG interchange datastream. Each segment shall define all the tables it references. To allow readers to decode segments in any order, no segment may rely on tables being carried over from a previous segment.

4.6.3 JPEG Lossless compression

TIFF/EP files may optionally use lossless JPEG compression, but TIFF/EP readers are not required to decompress these images. A TIFF/EP reader is only required to open the uncompressed thumbnail image that may be present in IFD0. The recommended form of JPEG lossless compression is lossless sequential DPCM using Huffman coding.

4.6.4 Other JPEG compression options

TIFF/EP files may optionally use other JPEG versions, but TIFF/EP readers are not required to decompress these images. A TIFF/EP reader is only required to open the uncompressed thumbnail image that may be present in IFD0.

4.6.5 Vendor unique compression

TIFF/EP files may optionally support vendor unique compression. This can be done by obtaining a private compression tag value from Adobe Systems Incorporated. However, a TIFF/EP reader is only required to open the uncompressed thumbnail image that may be present in IFD0. Vendor unique compression is allowed so that new image formats are not necessary to support some special electronic camera applications.

4.7 Camera information

These are mandatory tags. The camera's "make" is recorded via the **Make** tag-field as an ASCII string. The camera's "model" is recorded via the **Model** tag-field as an ASCII string. The version of software and/or firmware used in the camera to capture and store the TIFF/EP image file is encoded in the **Software** tag-field as an ASCII string.

4.8 Picture annotation

Information recorded with an image that describes and documents the image is called "picture information". The date and time that a given image was originally captured, is recorded using the **DateTimeOriginal** tag-field. The date that a given image was last modified, i.e. altered in a way that modifies any image data values, is recorded using the **DateTime** tag-field. For each modification, an associated update to the image's history should be logged. The **TimeZoneOffset** tag-field may be used to indicate the time zone of the clocks which generated the **DateTimeOriginal** and **DateTime** tag-fields. A string that describes the subject or purpose of the image is recorded using the **ImageDescription** tag-field. A sequence number may be assigned to an image using the **ImageNumber** tag-field. This provides a simple image ordering capability, which can help readers determine the order in which multiple images were captured. The name of the photographer or image creator is recorded using the **Artist** tag-field as an ASCII string. The owner of the image is recorded using the **Copyright** tag-field as an ASCII string. Pertinent editorial information about the image for news photo applications may be recorded using the **IPTC/NAA** tag-field.

The **SecurityClassification** tag-field may be used to describe the security classification rating, classification authority, and future declassification of an image. The definition of this feature is described in the NITF (National Imagery Transmission Format) specification (MIL-STD-2500).

A list documenting changes to the image data may be recorded in the **ImageHistory** tag-field as an ASCII string. As changes are made, additional information about the changes can be concatenated to the previous string.

4.9 Camera and lens settings

These tag values provide the camera settings used when the image was captured. All of these tags are optional. In many cases, the settings may be given in either conventional units (seconds, etc.) or in "APEX" (Additive System of Photographic Exposure) units.

The type of scene illuminant (daylight, tungsten, etc.) is encoded in the **Scenelluminant** tag-field as one of several enumerated VALUES. Alternatively, the color temperature of the illuminant is reported. The lens f-number (ratio of lens aperture to focal length) can be recorded as a RATIONAL value using the **FNumber** tag-field. Alternately, the value may be recorded in the **Aperture** tag-field using APEX units. The exposure time used to capture the image can be recorded using the **ExposureTime** tag-field as a RATIONAL value containing fractional seconds. Alternately, the value may be recorded in the **ShutterSpeed** tag-field using APEX units.

The exposure bias (i.e. the amount of over or under-exposure relative to a normal exposure as determined by the camera's exposure system), used to capture the image can be encoded in the **ExposureBias** tag-field using APEX units.

The metering mode, for example the camera's method of spatially weighting the scene luminance values to determine the sensor exposure, is encoded in the **MeteringMode** tag-field as an enumerated VALUE. Metering modes include simple average, center-weighted-average, etc. The exposure program used by the camera to set the appropriate capture trade-offs (shutter speed, aperture, etc.) in order to properly expose the image being captured, is encoded within the **ExposureProgram** tag-field as an enumerated VALUE. The camera self-timer mode of operation may be specified within the **SelfTimerMode** tag-field.

The exposure index setting of the camera used to capture the image is encoded in the **ExposureIndex** tag-field as a RATIONAL value. For example, an exposure index of 100 is encoded as 100/1. ISO/TC42/WG18 Working Draft 6.0, "Photography - Electronic still picture cameras - Determination of ISO speed" shall be used in determining the exposure index value. An exposure index is a numerical value that is inversely proportional to the exposure provided to an image sensor to obtain an image. Images obtained from a camera using a range of exposure index values will normally provide a range of image quality levels. The ISO speed ratings of the electronic still camera are two values calculated from the exposure provided at the focal plane of an electronic camera and the camera

output signal characteristics. The two ratings are the “Saturation based” ISO speed rating and the “Noise based” ISO speed rating. These values are encoded in the **ISOSpeedRatings** tag-field as short values.

The camera lens focal length in millimeters, used to capture the image, is encoded in the **FocalLength** tag-field. The distance between the front nodal plane of the camera lens, and the subject on which the camera is focused, can be recorded in the **SubjectDistance** tag-field. The location of the center of the main subject in the image may be recorded using the **SubjectLocation** tag-field. The scene brightness measured in BV's (Brightness Value) present when the image was captured, is encoded in the **BrightnessValue** tag-field using APEX units. The camera lens maximum aperture value, i.e. maximum f/number, is recorded using the **MaxApertureValue** tag-field.

Whether or not flash was used when the image was captured can be encoded in the **Flash** tag-field. The amount of flash energy, i.e. flash guide number used, can be encoded in the **FlashEnergy** tag-field. The battery level may be indicated by the **BatteryLevel** tag-field.

4.10 Camera characterization

These are optional tags that describe the performance of the camera used to capture the image file. The camera's focal plane resolution in the X-dimension, i.e. the horizontal dimension when the camera is normally oriented, is recorded using the **FocalPlaneXResolution** tag-field. This information, along with the focal plane resolution in the Y-dimension (**FocalPlaneYResolution**) and the resolution units (**FocalPlaneResolutionUnit**) can be used to relate the image data to the camera focal plane dimensions. The camera's “spatial frequency response”, which quantifies the camera resolution, may be recorded in the **SpatialFrequencyResponse** tag-field. The camera's “noise” level may be recorded in the **Noise** tag-field.

5 TIFF/EP Tag definitions

This section lists and describes all of the allowed tags and tag values for TIFF/EP. Tags defined in the TIFF 6.0 specification are shown in Bold type. Tags which are not described in TIFF 6.0 are shown in italic bold type.

5.1 TIFF/EP Tag list

Table 1 lists all allowed tags for storing both uncompressed and compressed images. The table indicates whether the tag is mandatory (M), recommended (R), optional (O), or not allowed (N). All mandatory tags shall be included in the IFD, since default values are not allowed in TIFF/EP, even in cases where default values are given in TIFF 6.0. The table is arranged in ascending tag number order. Both TIFF 6.0 and TIFF/EP require that the tags within the IFD be arranged in ascending order, by tag number. Following the table, the purpose and allowed values for each tag are described in detail. Those tags not specifying possible “values” and/or “number of values” are variable, and any value may be used, provided any restrictions listed are followed.

Table 1 — TIFF/EP Tags, in tag number order
M = Mandatory, R = Recommended, O = Optional, N = Not used

Tag Name	Dec.	Hex	Type	# of Values	Compression	
					None	JPEG
NewSubFileType	254	FE	LONG	1	M	M
ImageWidth	256	100	SHORT or LONG	1	M	M
ImageLength	257	101	SHORT or LONG	1	M	M
BitsPerSample	258	102	SHORT	SamplesPerPixel	M	M
Compression	259	103	SHORT	1	M	M
PhotometricInterpretation	262	106	SHORT	1	M	M
ImageDescription	270	10E	ASCII	any	M	M
Make	271	10F	ASCII	any	M	M
Model	272	110	ASCII	any	M	M

StripOffsets	273	111	SHORT LONG	or	StripsPerImage	M1	M1
Orientation	274	112	SHORT		1	O	O
SamplesPerPixel	277	115	SHORT		1	M	M
RowsPerStrip	278	116	SHORT LONG	or	1	M1	M1
StripByteCounts	279	117	LONG SHORT	or	StripsPerImage	M1	M1
XResolution	282	11A	RATIONAL		1	M	M
YResolution	283	11B	RATIONAL		1	M	M
PlanarConfiguration	284	11C	SHORT		1	M	M
ResolutionUnit	296	128	SHORT		1	M	M
Software	305	131	ASCII		any	M	M
DateTime	306	132	ASCII		20	M	M
Artist	315	13B	ASCII		any	O	O
TileWidth	322	142	SHORT LONG	or	1	M2	M2
TileLength	323	143	SHORT LONG	or	1	M2	M2
TileOffsets	324	144	LONG		TilesPerImage	M2	M2
TileByteCounts	325	145	SHORT LONG	or	TilesPerImage	M2	M2
<i>SubIFDs²</i>	330	14A	LONG		any	R	R
JPEGTables	347	15B	UNDEFINED		any	O	O
YCbCrCoefficients	529	211	RATIONAL		3	M3	M3
YCbCrSubSampling	530	212	SHORT		2	M3	M3
YcbCrPositioning	531	213	SHORT		1	M3	M3
ReferenceBlackWhite	532	214	RATIONAL		6	M3	M3
<i>CFARRepeatPatternDim</i>	33421	828D	SHORT		2	O	O
<i>CFAPattern</i>	33422	828E	BYTE		<i>CFARRepeatRows * CFARRepeatCols</i>	O	O
<i>BatteryLevel</i>	33423	828F	RATIONAL or ASCII		1 or any	O	O
Copyright	33432	8298	ASCII		any	M	M
<i>ExposureTime</i>	33434	829A	RATIONAL		1 or 2	O	O
<i>FNumber</i>	33437	829D	RATIONAL		1 or 2	O	O
<i>IPTC/NAA</i>	33723	83B B	LONG or ASCII		any	O	O
<i>InterColorProfile³</i>	34675	8773	UNDEFINED		any	R	R
<i>ExposureProgram</i>	34850	8822	SHORT		1	O	O
<i>SpectralSensitivity</i>	34852	8824	ASCII		any	O	O

² SubIFDs tag defined by Adobe Corporation to enable TIFF Trees within a TIFF file.

³ InterColorProfile tag defined by the InterColor Consortium's InterColor Profile Format, Ver 3.0, June 10, 1994.

<i>GPSInfo</i>	34853	8825	LONG	1	O	O
<i>ISOSpeedRatings</i>	34855	8827	SHORT	2	O	O
<i>OEFC</i>	34856	8828	UNDEFINED	any	O	O
<i>Interlace</i>	34857	8829	SHORT	1	O	O
<i>TimeZoneOffset</i>	34858	882A	SSHORT	1 or 2	O	O
<i>SelfTimerMode</i>	34859	882B	SHORT	1	O	O
<i>DateTimeOriginal</i> ⁴	36867	9003	ASCII	20	M	M
<i>CompressedBitsPerPixel</i> ³	37122	9102	RATIONAL	1	N	O
<i>ShutterSpeedValue</i> ³	37377	9201	RATIONAL	1	O	O
<i>ApertureValue</i> ³	37378	9202	RATIONAL	1	O	O
<i>BrightnessValue</i> ³	37379	9203	SRATIONAL	1 or 2	O	O
<i>ExposureBiasValue</i> ³	37380	9204	SRATIONAL	1 or 2	O	O
<i>MaxApertureValue</i> ³	37381	9205	RATIONAL	1	O	O
<i>SubjectDistance</i> ³	37382	9206	SRATIONAL	1 or 2	O	O
<i>MeteringMode</i> ³	37383	9207	SHORT	1	O	O
<i>LightSource</i> ³	37384	9208	SHORT	1	O	O
<i>Flash</i> ³	37385	9209	SHORT	1	O	O
<i>FocalLength</i> ³	37386	920A	RATIONAL	1 or 2	O	O
<i>FlashEnergy</i>	37387	920B	RATIONAL	1 or 2	O	O
<i>SpatialFrequencyResponse</i>	37388	920C	UNDEFINED	any	O	O
<i>Noise</i>	37389	920D	UNDEFINED	any	O	O
<i>FocalPlaneXResolution</i>	37390	920E	RATIONAL	1	R	R
<i>FocalPlaneYResolution</i>	37391	920F	RATIONAL	1	R	R
<i>FocalPlaneResolutionUnit</i>	37392	9210	SHORT	1	R	R
<i>ImageNumber</i>	37393	9211	LONG	1	O	O
<i>SecurityClassification</i>	37394	9212	ASCII	1 or any	O	O
<i>ImageHistory</i>	37395	9213	ASCII	any	O	O
<i>SubjectLocation</i>	37396	9214	SHORT	2 or 3 or 4	O	O
<i>ExposureIndex</i>	37397	9215	RATIONAL	1 or 2	O	O
<i>TIFF/EPStandardID</i>	37398	9216	BYTE	4	M	M
<i>SensingMethod</i>	37399	9217	SHORT	1	R	R

1. Either all M1 tags shall be present for strips, or all M2 tags shall be present for tiles, but not both.
2. All M3 tags shall be present for YCC images

In each of the tag definitions to follow, there are NO default values, in order to enhance interoperability. If a list of possible values are presented, the values listed are the ONLY allowed values. Note that the list of allowed values in some cases is more limited than in the TIFF 6.0 specification.

⁴ Tag number definition equivalent to those defined in Digital Still Camera Image File Format Proposal (Exif), Version 1.0, March 24, 1995 by JEIDA/Electronic Still Camera Working Group.

When the VALUE cannot fit in the 4-byte Value-Offset location in the tag field, then the Value-Offset is an offset from the beginning of the file to the location where the values for this tag may be found.

5.2 TIFF/EP Tag definitions grouped by function

5.2.1 TIFF/EPStandardID

This tag encodes the version of this TIFF/EP file as a four tier revision number, for example 1.0.0.0. This revision number has the form of w.x.y.z where w=0-255, x=0-255, y=0-255, and z=0-255. The purpose of this tag is to allow a TIFF/EP compliant file to identify itself to a TIFF/EP aware reader.

Tag Name = **TIFF/EPStandardID**

Tag = 37398 (9216.H)

Type = BYTE

N = 4

Value = VALUE (see below)

For the current version of TIFF/EP, **TIFF/EPStandardID** tag value shall equal the following four bytes: 1 0 0 0.

Usage: IFD0

5.2.2 Imagewidth

This tag encodes the number of columns in the image, i.e. the number of pixels per line. This tag is mandatory and there is no default value. The image width may be the shorter or longer dimension of the image, depending upon the orientation of the camera during image capture.

Tag Name = **ImageWidth**

Tag = 256 (100.H)

Type = SHORT or LONG

N = 1

Value = VALUE (any value representing the image width)

Usage: Main Image, Thumbnail Image

5.2.3 ImageLength

This tag encodes the number of rows in the image, i.e. the number of lines in the image. This tag is mandatory and there is no default value. The image length may be the shorter or longer dimension of the image, depending upon the orientation of the camera during image capture

Tag name = **ImageLength**

Tag = 257 (101.H)

Type = SHORT or LONG

N = 1

Value = VALUE (any value representing the image length)

Usage: Main Image, Thumbnail Image

5.2.4 NewSubFileType

This tag indicates whether the given IFD is a thumbnail or main (full-size) image. This tag is mandatory and there is no default value. The value shall be explicitly stated. If the current image is the main image, rather than the "thumbnail" image, a value of 0 shall be encoded in this field.

Tag Name = **NewSubFileType**

Tag = 254 (FE.H)

Type = LONG

N = 1

Value = VALUE (32 bit field as described below)

Bit 0	1 if the image is a “thumbnail”, else 0
Bit 1	N/A
Bit 2	N/A

Usage: Main Image, Thumbnail Image

5.2.5 SubIFDs

This tag encodes the offsets from the beginning of the file to the location of IFDs that are “treeing” from the current IFD. This tag-value is used to point from the thumbnail IFD to the IFD containing the full resolution image. For a full description refer to the section entitled “Thumbnail Images using ‘SubIFDs’ Trees”.

Tag Name = **SubIFDs**

Tag = 330 (14A.H)

Type = LONG

N = number of child IFDs

Value = VALUE or VALUE_OFFSET

The Value will contain the offset to the “treed” IFD itself if N=1, otherwise the Value will contain an offset to a location containing an array of offsets to each IFD being “treed” from the current IFD. This array of offsets will contain N entries, i.e. offset pointers to N IFDs. Currently, N=1, and the Value contains the offset to the IFD containing the full resolution image.

Usage: IFD0

5.2.6 Xresolution

This tag encodes the number of pixels per **ResolutionUnit** in the **ImageWidth** direction. This tag specifies the desired output rendering **Xresolution**. This tag is mandatory and there is no default value.

Tag Name = **XResolution**

Tag = 282 (11A.H)

Type = RATIONAL

N = 1

Value = VALUE_OFFSET (any legal rational number may be used)

Usage: Main Image, Thumbnail Image

(See **YResolution**, **ResolutionUnit**)

5.2.7 Yresolution

This tag encodes the number of pixels per **ResolutionUnit** in the **ImageLength** direction. This tag specifies the desired output rendering **Yresolution**. This tag is mandatory and there is no default value.

Tag Name = **YResolution**

Tag = 283 (11B.H)

Type = RATIONAL

N = 1

Value = VALUE_OFFSET (any legal rational number may be used)

Usage: Main Image, Thumbnail Image

(See **XResolution**, **ResolutionUnit**)

5.2.8 ResolutionUnit

This tag encodes the unit of measurement for the **XResolution** and **Yresolution**. This tag is mandatory and there is no default value.

Tag Name = **ResolutionUnit**

Tag = 296 (128.H)

Type = SHORT

N = 1

Value = VALUE (possible values listed below)

1	No absolute unit of measurement.
2	Inch
3	Centimeter

Usage: Main Image, Thumbnail Image

(See **XResolution**, **Yresolution**)

5.2.9 FocalPlaneXResolution

This optional tag encodes the number of pixels per **FocalPlaneResolutionUnit** in the **ImageWidth** direction for the main image. This tag specifies the actual **FocalPlaneXResolution** at the focal plane of the camera.

Tag Name = **FocalPlaneXResolution**

Tag = 37390 (920E.H)

Type = RATIONAL

N = 1

Value = VALUE_OFFSET (any legal rational number may be used)

Usage: IFD0

(See **FocalPlaneYResolution**, **FocalPlaneResolutionUnit**)

5.2.10 FocalPlaneYResolution

This tag encodes the number of pixels per **FocalPlaneResolutionUnit** in the **ImageLength** direction for the main image. This tag specifies the actual **FocalPlaneYResolution** at the focal plane of the camera.

Tag Name = **FocalPlaneYResolution**

Tag = 37391 (920F.H)

Type = RATIONAL

N = 1

Value = VALUE_OFFSET (any legal rational number may be used)

Usage: IFD0

(See *FocalPlaneXResolution*, *FocalPlaneResolutionUnit*)

5.2.11 FocalPlaneResolutionUnit

This tag encodes the unit of measurement for the *FocalPlaneXResolution* and *FocalPlaneYResolution*.

Tag Name = *FocalPlaneResolutionUnit*

Tag = 37392 (9210.H)

Type = SHORT

N = 1

Value = VALUE (possible values listed below)

1	Inch
2	Meter
3	Centimeter
4	Millimeter
5	Micrometer

Usage: IFD0

(See *FocalPlaneXResolution*, *FocalPlaneYResolution*)

5.2.12 Orientation

This optional tag encodes the orientation of the camera relative to the scene, when the image was captured.

Tag Name = **Orientation**

Tag = 274 (112.H)

Type = SHORT

N = 1

Value = VALUE (possible values are listed below)

1	The 0th row represents the visual top of the image, and the 0th column represents the visual left-hand side. The camera orientation is known to be in the normal "landscape" orientation.
3	The 0th row represents the visual bottom of the image, and the 0th column represents the visual right-hand side. Normal orientation rotated 180 degrees.
6	The 0th row represents the visual right-hand side of the image, and the 0th column represents the visual top. Normal orientation rotated clockwise 90 degrees.
8	The 0th row represents the visual left-hand side of the image, and the 0th column represents the visual bottom. Normal orientation rotated counter-clockwise 90 degrees.
9	<i>Orientation is unknown.</i>

The orientation indicates the camera's physical orientation relative to the scene. If the orientation is not known, the value "9" should be used. Note that the TIFF values which correspond to "mirrored" image orientations are not allowed.

Usage: IFD0

5.2.13 PhotometricInterpretation

In TIFF/EP, this tag defines the color space of the image data components, and the order of the components. This tag is mandatory and there is no default value. The value shall be 1,2, or 6 for the thumbnail IFD.

Tag Name = **PhotometricInterpretation**

Tag = 262 (106.H)

Type = SHORT

N = 1

Value = VALUE (possible values are listed below)

1	BlackIsZero. Used to describe grayscale images. 0 is black, 2**BitsPerSample - 1 is white
2	RGB. Used for images stored in RGB color space. Red, green, and blue minimum intensity is 0, and maximum intensity is 2**BitsPerSample - 1. The component order shall be R, G, B.
6	YCbCr color space. Y refers to the luminance component, Cb and Cr refer to the two chrominance components. The component order shall be Y, Cb, Cr.
32803	CFA. TIFF/EP readers are not required to handle this tag value. Used to describe "raw" image data from single-chip color sensors having a color filter array (CFA) overlay. At a given pixel location either a Red, Green, Blue, Cyan, Magenta, Yellow, or White sample value is recorded. For each pixel value, 0 represents minimum intensity, and 2**BitsPerSample - 1 represents maximum intensity. The spatial sampling pattern of the color filter array is defined using the tags CFARepetPatternDim and CFAPattern . The color of the sample values are defined in the tag CFAPattern as follows; 0=Red, 1=Green, 2=Blue, 3=Cyan, 4=Magenta, 5=Yellow, and 6=White. SamplesPerPixel shall equal 1. The PlanarConfiguration shall equal 1 (Chunky). The component values for each pixel are stored contiguously, as specified by the tags CFARepetPatternDim and CFAPattern .
Other Values >32767	These values are "Vendor Unique" and are not required to be interpreted by others. These values need to be obtained from Adobe Corporation.

Usage: Main Image, Thumbnail Image

(See **BitsPerSample**, **SamplesPerPixel**, **PlanarConfiguration**, **CFARepetPatternDim**, **CFAPattern**)

5.2.14 PlanarConfiguration

This tag describes how the components (samples) of each pixel are stored. This tag is mandatory and there is no default value.

Tag Name = **PlanarConfiguration**

Tag = 284 (11C.H)

Type = SHORT

N = 1

Value = VALUE (possible values listed below)

1	Chunky format. The component values for each pixel are stored contiguously. The order of the components within the pixel is specified by PhotometricInterpretation . For example, chunky data when PhotometricInterpretation equals 2 (RGB) is stored as RGBRGBRGB. The chunky format shall be used when the PhotometricInterpretation value is 1 (grayscale) or 32803 (CFA).
2	Planar format. The components are stored in separate component planes.

Usage: Main Image, Thumbnail Image

(See **BitsPerSample**, **SamplesPerPixel**)

5.2.15 Interlace

This optional tag indicates the field number of multi-field images. The tag allows for both simple vertical interlace of between 2 and 255 interlace fields per frame, and for 2-dimensional interlace of up to 127 vertical x 127 horizontal spatial offset locations per frame. Another application of this interlace mechanism is to store images for progressive transmission. For 2:1 vertical interlace, as employed in many video systems, the first field (lines 1, 3, 5 from the frame image) is indicated with a tag value = 1, and the second field is indicated with a tag value = 2. For 2-dimensional interlace, the 7 least significant bits of the value indicate the vertical field number, and the next 7 bits indicate the horizontal field number. To store multiple interlace fields in one TIFF/EP file, the different fields shall use the IFD chaining mechanism.

Tag Name = **Interlace**

Tag = 34857 (8829.H)

Type = SHORT

N = 1

Value = VALUE (from list below)

0	non-interlaced (progressive scan)
1	vertical field 1, horizontal field 1 (video field 1, "odd" lines)
2	vertical field 2, horizontal field 1 (video field 2, "even" lines)
3-127	vertical field 3-127, horizontal field 1
128	vertical field 1, horizontal field 2.
129-255	vertical field 2-127, horizontal field 2
256-16383	vertical field 1-127, horizontal field 3-127

Usage: IFD0

5.2.16 SensingMethod

This mandatory tag encodes the type of image sensor used in the camera or image capturing device.

Tag Name = **SensingMethod**

Tag = 37399 (9217.H)

Type = SHORT

N = 1

Value = VALUE (see below)

0	Undefined
1	MonochromeArea sensor
2	OneChipColorArea sensor
3	TwoChipColorArea sensor
4	ThreeChipColorArea sensor
5	ColorSequentialArea sensor
6	MonochromeLinear sensor
7	TriLinear sensor
8	ColorSequentialLinear sensor

Usage: IFD0

5.2.17 CFARRepeatPatternDim

This tag encodes the number of pixels horizontally and vertically that are needed to uniquely define the repeat pattern of the color filter array (CFA) pattern used in the color image sensor. It is mandatory when **PhotometricInterpretation** = 32803, and there are no defaults allowed. It is optional when **PhotometricInterpretation** = 2 or 6 and **SensingMethod** = 2, where it can be used to indicate the original sensor sampling positions..

Tag Name = **CFARRepeatPatternDim**

Tag = 33421(828D.H)

Type = SHORT

N = 2

Value = VALUE

Short Value 0

CFARRepeatRows	The minimum number of rows needed to uniquely define the CFA pattern.
----------------	---

Short Value 1

CFARRepeatCols	The minimum number of columns needed to uniquely define the CFA pattern.
----------------	--

Usage: Main Image

(See **CFAPattern**, **PhotometricInterpretation**)

5.2.18 CFAPattern

This tag encodes the actual color filter array geometric pattern of the image sensor used to capture the single-sensor color image. It is mandatory when **PhotometricInterpretation** = 32803, and there are no defaults allowed. It is optional when **PhotometricInterpretation** = 2 or 6 and **SensingMethod** = 2, where it can be used to indicate the original sensor sampling positions.

Tag Name = **CFAPattern**

Tag = 33422(828E.H)

Type = BYTE

$N = \text{CFARRepeatRows} * \text{CFARRepeatCols}$

Value = VALUE or VALUE_OFFSET

For example, **PhotometricInterpretation** = CFA (32803), where R=0, G=1, B=2, **CFARRepeatPatternDim** = 2, 2, and **CFAPattern** 4-byte value of 1, 0, 2, 1 corresponds to the CFA pattern shown below. This pattern assumes that the image width and length are both multiples of 2.

Line 0: GRGRGR.....GR

Line 1: BGBGBG.....BG

Line 2: .

Line 3: .

Line n-1: GRGRGR.....GR

Line n: BGBGBG.....BG

Usage: Main Image

(See **CFARRepeatPatternDim**, **PhotometricInterpretation**)

5.2.19 SamplesPerPixel

This tag encodes the number of components or samples stored for each pixel in the image. This tag is mandatory and there is no default value. The value shall be explicitly stated.

Tag Name = **SamplesPerPixel**

Tag = 277 (115.H)

Type = SHORT

N = 1

Value = VALUE (possible values listed below)

1	When PhotometricInterpretation = 1 (grayscale), 32803 (CFA)
3	When PhotometricInterpretation = 2 (RGB), 6 (YCbCr)
Other Values >32767	These values are "Vendor Unique" and are not required to be interpreted by others. These private values need to be obtained from Adobe Corporation.

Usage: Main Image, Thumbnail Image

(See **PhotometricInterpretation**)

5.2.20 BitsPerSample

This tag encodes the number of bits per component for each pixel. This tag is mandatory and there is no default value. This tag provides N values depending upon **SamplesPerPixel** present.

Tag Name = **BitsPerSample**

Tag = 258 (102.H)

Type = SHORT

N = **SamplesPerPixel**

Value = VALUE or VALUE_OFFSET

Usage: Main Image, Thumbnail Image

(See **SamplesPerPixel**)

5.2.21 StripOffsets

This tag encodes the byte offset(s) with respect to the beginning of the file to each strip of the image data. When strips are used, this mandatory tag-field is the only way for a reader to find the image data.

TIFF/EP requires that the size of the image data contained in each strip, prior to compression, not exceed 64 KBytes.

Tag Name = **StripOffsets**

Tag = 273 (111.H)

Type = SHORT or LONG

N = **StripsPerImage** (when **PlanarConfiguration** equals 1)

= **SamplesPerPixel** * **StripsPerImage** (when **PlanarConfiguration** equals 2)

Value = VALUE or VALUE_OFFSET

Refer to the tag **RowsPerStrip** to obtain the derived value for **StripsPerImage**.

Usage: Main Image, Thumbnail Image

(See **PlanarConfiguration**, **RowsPerStrip**)

5.2.22 RowsPerStrip

This tag encodes the number of rows per strip within the image. This tag is mandatory when the image is stored as strips.

Tag Name = **RowsPerStrip**

Tag = 278 (116.H)

Type = SHORT or LONG

N = 1

Value = VALUE (any value up to and including **ImageLength**)

Note that the number of **StripsPerImage** equals $\text{floor}((\text{ImageLength} + \text{RowsPerStrip} - 1) / \text{RowsPerStrip})$

Usage: Main Image, Thumbnail Image

(See **ImageLength**, **StripOffsets**, **StripByteCounts**, **TileWidth**, **TileLength**, **TileOffsets**, **TileByteCounts**)

5.2.23 StripByteCounts

This tag encodes the number of bytes present in each strip after compression has been applied. This tag is mandatory when the image is stored as strips.

Tag Name = **StripByteCounts**

Tag = 279 (117.H)

Type = SHORT or LONG

N = **StripsPerImage** (when **PlanarConfiguration** equals 1)

= **SamplesPerPixel** * **StripsPerImage** (when **PlanarConfiguration** equals 2)

Value = VALUE or VALUE_OFFSET

Refer to the tag **RowsPerStrip** to obtain the derived value for **StripsPerImage**.

Usage: Main Image, Thumbnail Image

(See **StripOffsets**, **RowsPerStrip**, **TileOffsets**, **TileByteCounts**)

5.2.24 TileWidth

This tag encodes the tile width (in pixels) of the image. This is the number of columns in each tile. This tag is mandatory when the image is stored using tiles. Refer to the TIFF 6.0 specification for a full description of this tag.

Tag Name = **TileWidth**

Tag = 322 (142.H)

Type = SHORT or LONG

N = 1

Value = VALUE (any value up to the size of **ImageWidth**)

The following computed values are useful in implementing TIFF tiles:

TilesAcross = $(\text{ImageWidth} + \text{TileWidth} - 1) / \text{TileWidth}$

TilesDown = $(\text{ImageLength} + \text{TileLength} - 1) / \text{TileLength}$

TilesPerImage = **TilesAcross** * **TilesDown**

Usage: Main Image

(See **TileLength**, **TileOffsets**, **TileByteCounts**)

5.2.25 TileLength

This tag encodes the tile length (height) in pixels of the image. This is the number of rows in each tile. This tag is mandatory when the image is stored using tiles. Refer to the TIFF 6.0 specification for a full description.

Tag Name = **TileLength**

Tag = 323 (143.H)

Type = SHORT or LONG

N = 1

Value = VALUE (any value up to the size of **ImageLength**)

Usage: Main Image

(See **TileWidth**, **TileOffsets**, **TileByteCounts**)

5.2.26 TileOffsets

This tag encodes the byte offset(s) from the beginning of the file to the start of each of the image tiles. This tag is mandatory when the image is stored using tiles. Refer to the TIFF 6.0 specification for a full description.

Tag Name = **TileOffsets**

Tag = 324 (144.H)

Type = LONG

N = **TilesPerImage** (for **PlanarConfiguration** = 1)

= **SamplesPerPixel** * **TilesPerImage** (for **PlanarConfiguration** = 2)

Value = VAULE or VALUE_OFFSET

Refer to either **TileWidth** or **TileLength** to determine the value for the derived **TilesPerImage**.

Usage: Main Image

(ee **TileWidth**, **TileLength**, **TileByteCounts**)

5.2.27 TileByteCounts

This tag encodes the byte count of each image tile. This tag is mandatory when the image is stored using tiles. Refer to the TIFF 6.0 specification for a full description.

Tag Name = **TileByteCounts**

Tag = 325 (145.H)

Type = SHORT or LONG

N = **TilesPerImage** (for **PlanarConfiguration** = 1)

= **SamplesPerPixel** * **TilesPerImage** (for **PlanarConfiguration** = 2)

Value = VALUE or VALUE_OFFSET

Refer to either **TileWidth** or **TileLength** to determine the value for the derived **TilesPerImage**.

Usage: Main Image

(ee **TileWidth**, **TileLength**, **TileOffsets**)

5.2.28 Compression

This tag encodes the compression scheme used to store the image data. This tag is mandatory and there is no default value. The tag value shall equal "1" for the thumbnail IFD.

Tag Name = **Compression**

Tag = 259 (103.H)

Type = SHORT

N = 1

Value = VALUE (possible values are listed below)

1	No compression. Data is packed as tightly as possible into bytes, padding at the end of the row to assure that each row's data ends upon a byte boundary.
7	TIFF/JPEG compression. JPEG bitstream defines whether Baseline DCT JPEG or other JPEG version is used. TIFF/EP readers are only required to support Baseline DCT JPEG method.
Other Values >32767	These values are "Vendor Unique" and are not required to be interpreted by others. These "private" values need to be obtained from Adobe Corporation.

Usage: Main Image, Thumbnail Image

(ee **JPEGTables**)

5.2.29 CompressedBitsPerPixel

This optional tag encodes the average number of bits per pixel used to store a compressed image.

Tag Name = **CompressedBitsPerPixel**

Tag = 37122 (9102.H)

Type = RATIONAL

N = 1

Value = VALUE_OFFSET (any valid rational number)

Usage: Compressed Main Image

5.2.30 JPEGTables

This optional tag may be used to encode the JPEG quantization and Huffman tables for subsequent use by the JPEG decompression process. When this is done, these tables need not be duplicated in each segment (strip or tile), thus saving space and processing time. This tag may be used even in a single-segment file, although there is no space savings in this case.

When this optional tag is present, it shall contain a valid JPEG “abbreviated table specification” datastream. This datastream shall begin with SOI and end with EOI. It contains one or more JPEG tables, including:

- DQT (define quantization tables)
- DHT (define huffman tables)

Tag Name = **JPEGTables**

Tag = 347 (15B.H)

Type = UNDEFINED

N = number of bytes in tables datastream (typically a few hundred bytes in length)

Value = VALUE_OFFSET

Usage: Main Image

(See **Compression**)

5.2.31 YCbCrSubSampling

This tag encodes the subsampling factors used for the chrominance components of a YCbCr image. It is mandatory when **PhotometricInterpretation** = 6, and there are no defaults allowed. The two fields of this tag, YCbCrSubsampleHoriz and YCbCrSubsampleVert, specify the horizontal and vertical subsampling factors respectively.

Tag Name = **YCbCrSubSampling**

Tag = 530 (212.H)

Type = SHORT

N = 2

Value = VALUE (possible values are listed below)

Short 0: YCbCrSubsampleHoriz:

1	ImageWidth of this chroma image is equal to the ImageWidth of the associated luma image.
2	ImageWidth of this chroma image is half the ImageWidth of the associated luma image.
4	ImageWidth of this chroma image is one-quarter the ImageWidth of the associated luma image.

Short 1: YCbCrSubsampleVert:

1	ImageLength (height) of this chroma image is equal to the ImageLength of the associated luma image.
2	ImageLength (height) of this chroma image is half the ImageLength of the associated luma image.
4	ImageLength (height) of this chroma image is one-quarter the ImageLength of the associated luma image.

Both Cb and Cr have the same subsampling ratio. Also, YCbCrSubsampleVert shall always be less than or equal to YCbCrSubsampleHoriz.

ImageWidth and **ImageLength** are constrained to be integer multiples of YCbCrSubsampleHoriz and YCbCrSubsampleVert respectively. **TileWidth** and **TileLength** have the same constraints. **RowsPerStrip** shall be an integer multiple of YCbCrSubsampleVert.

Usage: Main Image

5.2.32 YCbCrPositioning

This tag encodes the positions of subsampled chrominance components relative to luminance samples. Only the “cosited” value is allowed. This tag is mandatory when **PhotometricInterpretation** = 6, and the value shall equal 2. Note that “cosited” positioning means that the chrominance components are sampled at spatial locations identical to luminance sample locations, while “centered” means the chrominance samples are located at a spatial position between two luminance samples.

Tag Name = **YCbCrPositioning**

Tag = 531 (213.H)

Type = SHORT

N = 1

Value = VALUE (possible values are listed below)

Value	YCbCr Positioning	X and Y offsets of first chrominance sample
2	cosited	Xoffset[0,0]=0, Yoffset[0,0]=0

Usage: Main Image

5.2.33 YCbCrCoefficients

This tag encodes the transformation from RGB to YCbCr image data. It is mandatory when **PhotometricInterpretation** = 6, and there are no defaults allowed. The transformation is specified as three rational values that represent the coefficients used to compute luminance, Y.

Tag Name = **YCbCrCoefficients**

Tag = 529 (211.H)

Type = RATIONAL

N = 3

Value = VALUE_OFFSET

The three rational coefficient values, *LumaRed*, *LumaGreen* and *LumaBlue*, are the proportions of red, green, and blue respectively in luminance, Y.

Y, C_b, and C_r may be computed from RGB using the luminance coefficients specified by this field as follows:

$$Y = (LumaRed * R + LumaGreen * G + LumaBlue * B)$$

$$C_b = (B - Y) / (2 - 2 * LumaBlue)$$

$$C_r = (R - Y) / (2 - 2 * LumaRed)$$

R, G, and B may be computed from YC_bC_r as follows:

$$R = C_r * (2 - 2 * LumaRed) + Y$$

$$G = (Y - LumaBlue * B - LumaRed * R) / LumaGreen$$

$$B = C_b * (2 - 2 * LumaBlue) + Y$$

The values coded by this field will typically reflect the transformation specified by a standard for YC_bC_r encoding. The following table contains examples of commonly used values.

Standard	LumaRed	LumaGreen	LumaBlue
CCIR Recommendation 601-1	299 / 1000	587 / 1000	114 / 1000
CCIR Recommendation 709	2125 / 10000	7154 / 10000	721 / 10000

Usage: Main Image

5.2.34 ReferenceBlackWhite

This tag encodes a pair of headroom and footroom image data values (codes) for each pixel component. This tag is mandatory when **PhotometricInterpretation** = 6 (YCbCr), and there are no defaults allowed. Additionally, this tag is exclusively used for images having a **PhotometricInterpretation** = 6 (YCbCr). The first component code within a pair is associated with ReferenceBlack, and the second is associated with ReferenceWhite. The ordering of these pairs is that specified by the **PhotometricInterpretation**, i.e. Y, Cb, and Cr.

Tag Name = **ReferenceBlackWhite**

Tag = 532 (214.H)

Type = RATIONAL

N = 6

Value = VALUE_OFFSET

Useful ReferenceBlackWhite values for YCbCr images having **BitsPerSample** = 8,8,8 are:

[0/1, 255/1, 128/1, 255/1, 128/1, 255/1] indicating no headroom/footroom

[15/1, 235/1, 128/1, 240/1, 128/1, 240/1] CCIR Recommendation 601.1 headroom/footroom

Using the CCIR Recommendation 601.1 headroom/footroom values, code 15 represents ReferenceBlack, and code 235 represents ReferenceWhite for the luminance component (Y). For chrominance components, Cb and Cr, code 128 represents ReferenceBlack, and code 240 represents ReferenceWhite. With Cb and Cr, the ReferenceWhite value is used to code reference blue and reference red respectively.

The full range component value is converted from the code by:

$$FullRangeValue = ((code - ReferenceBlack) * CodingRange) / (ReferenceWhite - ReferenceBlack)$$

The code is converted from the full-range component value by:

$$Code = ((FullRangeValue * (ReferenceWhite - ReferenceBlack)) / CodingRange) + ReferenceBlack$$

For the luminance component (Y), the CodingRange is defined as:

$$CodingRange = 2 * BitsPerSample - 1$$

For the Cb and Cr components, the CodingRange is defined as:

$$CodingRange = 127$$

In the case of no headroom/footroom, the conversion of luminance (Y) can be skipped because the value equals the code. For Cb and Cr, ReferenceBlack shall still be subtracted from the code.

Usage: Main Image

5.2.35 Make

This tag encodes the manufacturer or vendor of the camera or image capturing device as a null-terminated ASCII string. This is a mandatory tag, with an allowed value of " " (null character), indicating "unknown".

Tag Name = **Make**

Tag = 271 (10F.H)

Type = ASCII

N = any (this count includes the null terminating byte at the end of the string)

Value = VALUE or VALUE_OFFSET

Usage: IFD0

(See **Model, Software**)

5.2.36 Model

This tag encodes model name or number of the camera. This can also include the serial number of the camera. This is a mandatory tag, with an allowed value of " " (null character), indicating "unknown".

Tag Name = **Model**

Tag = 272 (110.H)

Type = ASCII

N = any (this count includes the null terminating byte at the end of the string)

Value = VALUE or VALUE_OFFSET

Usage: IFD0

(See **Make, Software**)

5.2.37 Software

This tag encodes the name and version of the software or firmware within the camera or image capturing device used to create the image. This is a mandatory tag, with an allowed value of " " (null character), indicating "unknown".

Tag Name = **Software**

Tag = 305 (131.H)

Type = ASCII

N = any (this count includes the null terminating byte at the end of the string)

Value = VALUE or VALUE_OFFSET

Usage: IFD0

(See **Make, Model**)

5.2.38 ImageNumber

This optional tag encodes the number assigned to an image. This tag is useful when storing a burst of images which are "chained" together within the same **TIFF/EP** file.

Tag Name = **ImageNumber**

Tag = 37393 (9211.H)

Type = SHORT or LONG

N = 1

Value = VALUE (actual image number)

Usage: IFD0

5.2.39 ImageDescription

A string that describes the subject or purpose of the image is recorded as a null-terminated ASCII string. This tag-field may be additionally used to provide any other type of information related to the image. This is a mandatory tag, with an allowed value of " " (null character), indicating "unknown".

Tag Name = **ImageDescription**

Tag = 270 (10E.H)

Type = ASCII

N = any (this count includes the null terminating byte at the end of the string)

Value = VALUE or VALUE_OFFSET

Usage: IFD0

5.2.40 Artist

This tag encodes the name of the camera owner or image creator.

Tag Name = **Artist**

Tag = 315 (13B.H)

Type = ASCII

N = any (this count includes the null terminating byte at the end of the string)

Value = VALUE or VALUE_OFFSET

Usage: IFD0

5.2.41 Copyright

This tag encodes the copyright notice of the copyright holder. This is a mandatory tag, with an allowed value of " " (null character), indicating "unknown". The complete copyright statement should be listed in this field including any dates and statements of claims. If desired, this tag-field can also list the royalty clearance house.

Tag Name = **Copyright**

Tag = 33432 (8298.H)

Type = ASCII

N = any (this count includes the null terminating byte)

Value = VALUE or VALUE_OFFSET

Usage: IFD0

5.2.42 ImageHistory

This optional tag encodes a record of what has been done to the image. The current information shall not be erased when adding new information to the image history. As changes are made, the additional information about the changes should be concatenated to the previous string. The new information should be separated by one or more ASCII blank spaces, and terminated with a NULL zero byte.

Tag Name = **ImageHistory**

Tag = 37395 (9213.H)

Type = ASCII

N = any (count includes the null terminating byte)

Value = VALUE or VALUE_OFFSET

Usage: IFD0

5.2.43 IPTC/NAA

This optional tag may be used to encode relevant information concerning the image that is useful for newspaper photographs. The information is defined in Application Record No. 2 of the IPTC-NAA (International Press Telecommunications Council - Newspaper Association of America) Information Interchange Model and Digital Newsphoto Parameter Record, Version 2, April 14, 1993. A TIFF file with this tag is sometimes called RichTIFF. RichTIFF is defined within the "RichTIFF -- Standardized TIFF File Specification", Crossfield, Inc., May 1993.

This record includes the following information: Record Version, Object Name, Edit Status, Urgency, Category, Supplemental Category, Fixture Identifier, Keywords, Release Date, Release Time, Special Instructions, Reference Service, Reference Date, Reference Number, Date Created, Time Created, Originating Program, Program Version, Object Cycle, Byline, Byline Title, City, Province-State, Country Code, Country Name, Original Transmission Reference, Headline, Credit, Source, Caption, Caption Writer, Image Type.

Tag Name = **IPTC/NAA**

Tag = 33723 (83BB.H)

Type = LONG or ASCII

N = any (actual size of the Application Record data in bytes)

Value = VALUE_OFFSET

Usage: IFD0

5.2.44 SecurityClassification

This optional tag encodes the level of security classification assigned to the image. The tag value can either be a single ASCII character or an ASCII string.

Tag Name = **SecurityClassification**

Tag = 37394 (9212.H)

Type = ASCII

N = 1 or any

Value = VALUE or VALUE_OFFSET

The allowed single characters are T (= Top Secret), S (= Secret), C (= Confidential), R (= Restricted), U (= Unclassified). These definitions are based on the NITF security classifications defined in the NITF (National Imagery Transmission Format) specification (MIL-STD-2500).

The multi-character ASCII string tag-value can include one or more of the following NITF fields. Refer to MIL-STD-2500 for a complete description of these fields. A NULL is inserted between each NITF field and its associated value. When multiple NITF fields are used, a NULL character is inserted between each NITF field.

FIELD	NAME	SIZE	VALUE RANGE	TYPE
FSCLAS	File Security Classification	1	T, S, C, R, or U	Required

FSCODE	File Codewords	40	Alphanumeric	Optional
FSCLTH	File Control and Handling	40	Alphanumeric	Optional
FSREL	File Releasing Instructions	40	Alphanumeric	Optional
FSCAUT	File Classification Authority	20	Alphanumeric	Optional
FSCTLN	File Security Control Number	20	Alphanumeric	Optional
FSDWNG	File Security Downgrade	6	Alphanumeric	Optional
FSDEVT	File Downgrading Event	40	Alphanumeric	Conditional

Usage: IFD0

5.2.45 GPSInfo

This optional tag field is used to indicate the position of the camera via data provided by a Global Positioning System (GPS) satellite receiver. The format of this tag field is a “private IFD”. This means that this tag-field points to the offset of an IFD that holds a group of private **GPSInfo** tag-fields which contain the GPS data.

Tag Name = **GPSInfo**

Tag = 34853 (8825.H)

Type = LONG

N = 1

Value = VALUE_OFFSET (offset to IFD)

The VALUE_OFFSET points to the first byte of the **GPSInfo** IFD, which contains the Entry Count representing the number of tags present from the table below.

Tag name	Field name	Dec.	Hex	Type	Count
GPS tag version	GPSVersionID	0	0	BYTE	4
North or South Latitude	GPSLatitudeRef	1	1	ASCII	2
Latitude	GPSLatitude	2	2	RATIONAL	3
East or West Longitude	GPSLongitudeRef	3	3	ASCII	2
Longitude	GPSLongitude	4	4	RATIONAL	3
Altitude Reference	GPSAltitudeRef	5	5	BYTE	1
Altitude	GPSAltitude	6	6	RATIONAL	1
GPS time (atomic clock)	GPSTimeStamp	7	7	RATIONAL	3
GPS satellites used for measurement	GPSSatellites	8	8	ASCII	Any
GPS receiver status	GPStatus	9	9	ASCII	2
GPS measurement mode	GPSMeasureMode	10	A	ASCII	2
Measurement precision	GPSDOP	11	B	RATIONAL	1

Speed unit	GPSSpeedRef	12	C	ASCII	2
Speed of GPS receiver	GPSSPeed	13	D	RATIONAL	1
Reference for direction of movement	GPSTrackRef	14	E	ASCII	2
Direction of movement	GPSTrack	15	F	RATIONAL	1
Reference for direction of image	GPSImgDirectionRef	16	10	ASCII	2
Direction of image	GPSImgDirection	17	11	RATIONAL	1
Geodetic survey data used	GPSMapDatum	18	12	ASCII	Any
Reference for latitude of destination	GPSDestLatitudeRef	19	13	ASCII	2
Latitude of destination	GPSDestLatitude	20	14	RATIONAL	3
Reference for longitude of destination	GPSDestLongitudeRef	21	15	ASCII	2
Longitude of destination	GPSDestLongitude	22	16	RATIONAL	3
Reference for bearing of destination	GPSDestBearingRef	23	17	ASCII	2
Bearing of destination	GPSDestBearing	24	18	RATIONAL	1
Reference for distance to destination	GPSDestDistanceRef	25	19	ASCII	2
Distance to destination	GPSDestDistance	26	1A	RATIONAL	1

Usage: IFD0

This **GPVersionID** tag value encodes the version of this GPSInfo IFD as a four tier revision number, for example 2.0.0.0, using 4 BYTES. This revision number has the form of w.x.y.z where w=0-255, x=0-255, y=0-255, and z=0-255. The present version is 2.0.0.0, to maintain compatibility with the Exif 2 specification.

The **GPSLatitudeRef** tag value is an ASCII value of "N" for North latitudes and "S" for South latitudes relative to the earth's equator.

The **GPSLatitude** tag value contains 3 RATIONAL values equal to the degrees, the minutes, and the seconds respectively of the camera's latitude. When degrees, minutes, and seconds are used, the format is dd/1, mm/1, ss/1. When degrees and minutes are used, and, for example, fractions of minutes are expressed using two decimal places, the format is dd/1, mmmm/100, and 0/1.

The **GPSLongitudeRef** tag value is an ASCII value of "E" for East longitudes and "W" for West Longitudes relative to the International Prime Meridian which is located by the astronomical observatory in Greenwich, UK.

The **GPSLongitude** tag value contains 3 RATIONAL values equal to the degrees, the minutes, and the seconds respectively of the camera's longitude. When degrees, minutes, and seconds are used, the format is ddd/1, mm/1, ss/1. When degrees and minutes are used, and, for example, fractions of minutes are expressed using two decimal places, the format is ddd/1, mmmm/100, and 0/1.

The **GPSAltitudeRef** tag value shall contain a one BYTE value of "0", indicating sea level, for the current version. The altitude reading is given in meters relative to sea level.

The **GPSAltitude** tag value contains a single RATIONAL value equal to the camera's altitude in meters.

The **GPSTimeStamp** tag contains 3 RATIONAL values equal to the hours, minutes, and seconds respectively of the GPS clock.

The **GPSSatellites** tag contains an ASCII string that lists the satellites used to determine the camera position. This tag can be used to describe the number of satellites, their ID number, angle of elevation, azimuth, SNR and other

information in ASCII notation. The format is not specified. If the GPS receiver is incapable of taking measurements, the value of this tag must be set to NULL.

The **GPSStatus** tag contains a null-terminated ASCII character, where A means the measurement is in progress, and V means the measurement is interrupted.

The **GPSMeasureMode** tag contains a null-terminated ASCII character, where 2 indicates a two-dimensional measurement and 3 indicates a three-dimensional measurement is in progress.

The **GPSDOP** tag contains a RATIONAL value indicating the GPS DOP (data degree of precision). An HDOP value is written during a two-dimensional measurement, and a PDOP value is written during a three-dimensional measurement.

The **GPSSpeedRef** tag contains a null-terminated ASCII character, where K means Kilometers per hour, M means Miles per hour, and N means Knots.

The **GPSSPEED** tag contains a RATIONAL value indicating the speed of the GPS receiver.

The **GPSTrackRef** tag contains a null-terminated ASCII character indicating the reference for the direction of the GPS receiver. T means true direction and M means magnetic direction.

The **GPSTrack** tag contains a RATIONAL value indicating the direction of the GPS receiver movement, from 0/100 to 35999/100.

The **GPSImageDirRef** tag contains a null-terminated ASCII character indicating the reference for the direction of the image when it is captured. T means true direction and M means magnetic direction.

The **GPSImageDirection** tag contains a RATIONAL value indicating the direction of the image when it was captured, from 0/100 to 35999/100.

The **GPSMapDatum** tag contains an ASCII character string indicates the geodetic survey data used by the GPS receiver. If the survey data is restricted to Japan, the value of this tag is "TOKYO" or "WGS-84".

The **GPSDestLatitudeRef** tag contains a null-terminated ASCII character indicating the latitude of the destination point, where N indicates north latitude and S indicates south latitude.

The **GPSDestLatitude** tag value contains 3 RATIONAL values equal to the degrees, the minutes, and the seconds respectively of the destination point. When degrees, minutes, and seconds are used, the format is dd/1, mm/1, ss/1. When degrees and minutes are used, and, for example, fractions of minutes are expressed using two decimal places, the format is dd/1, mmmm/100, and 0/1.

The **GPSDestLongitudeRef** tag contains a null-terminated ASCII character indicating the longitude of the destination point, where E indicates east longitude and W indicates west longitude.

The **GPSDestLongitude** tag value contains 3 RATIONAL values equal to the degrees, the minutes, and the seconds respectively of the destination point. When degrees, minutes, and seconds are used, the format is ddd/1, mm/1, ss/1. When degrees and minutes are used, and, for example, fractions of minutes are expressed using two decimal places, the format is ddd/1, mmmm/100, and 0/1.

The **GPSDestBearingRef** tag contains a null-terminated ASCII character indicating the reference for the bearing to the destination point. T means true direction and M means magnetic direction.

The **GPSDestBearing** tag contains a RATIONAL value indicating the bearing to the destination point, from 0/100 to 35999/100.

The **GPSDestDistanceRef** tag contains a null-terminated ASCII character, where K means Kilometers, M means Miles, and N means Knots.

The **GPSDestDistance** tag contains a RATIONAL value indicating the distance to the destination point.

Note that the **GPSInfo** tag field data indicates the position of the camera, not the position of the subject being photographed. The position of the subject of the image can be represented using the GeoTIFF standard, which is a publicly available standard for relating TIFF image data to a projected coordinate system.

5.2.46 DateTimeOriginal

This mandatory tag encodes the date and time the original image was photographed. This tag should never be changed after it is written in the camera or image capture device.

Tag Name = **DateTimeOriginal**

Tag = 36867 (9003.H)

Type = ASCII

N = 20

Value = VALUE_OFFSET (the syntax of the null terminated string at the specified offset is given below)

YYYY:MM:DD HH:MM:SS , with hours 0-24, a space character between the date and time, and a null termination byte. If the camera has no clock, or the clock is disabled, the time should be indicated as 0000:00:00 00:00:00

Usage: IFD0

5.2.47 DateTime

This mandatory tag encodes the date and time the image was last modified.

Tag Name = **DateTime**

Tag = 306 (132.H)

Type = ASCII

N = 20

Value = VALUE_OFFSET (the syntax of the null terminated string at the specified offset is given below)

YYYY:MM:DD HH:MM:SS , with hours 0-24, a space character between the date and time, and a null termination byte. If the camera has no clock, or the clock is disabled, the time should be indicated as 0000:00:00 00:00:00

Usage: IFD0

5.2.48 TimeZoneOffset

This optional tag encodes the time zone of the camera clock (relative to Greenwich Mean Time) used to create the DateTimeOriginal tag-value when the picture was taken. It may also contain the time zone offset of the clock used to create the DateTime tag-value when the image was modified.

Tag Name = **TimeZoneOffset**

Tag = 34858 (882A.H)

Type = SSHORT

N = 1 or 2

Value = VALUE

The allowed values are -12 to +11.

SSHORT 0	Time Zone Offset (in hours) of DateTimeOriginal tag-value relative to Greenwich Mean Time
SSHORT 1	If present, Time Zone Offset (in hours) of DateTime tag-value relative to Greenwich Mean Time

Usage: IFD0

5.2.49 ExposureTime

This optional tag encodes the actual exposure time used when the image was captured. The units are (fractional) seconds. For example, an exposure time of 1/60 second is encoded as 1/60. The exposure time may be specified by using a single number, if the value is exactly known. Alternately, two values may be used to indicate the range of uncertainty in the exposure time setting. In this case, the first value shall be the minimum time and the second shall be the maximum.

Tag Name = **ExposureTime**

Tag = 33434 (829A.H)

Type = RATIONAL

N = 1 or 2

Value = VALUE_OFFSET (any valid rational number)

Rational

0	Exact Exposure Time, if only one value is present Minimum Exposure Time of the range of uncertainty, if two values are present
1	Maximum Exposure Time of the range of uncertainty, if two values are present

Usage: IFD0

5.2.50 ShutterSpeedValue

This optional tag encodes the shutter speed value (APEX time value) used when capturing the image. The units are APEX (Additive Systems of Photographic Exposure) values.

Tag Name = **ShutterSpeedValue**

Tag = 37377 (9201.H)

Type = RATIONAL

N = 1

Value = VALUE_OFFSET (any valid rational number)

Usage: IFD0

5.2.51 Fnumber

This optional tag encodes the actual lens f-number (ratio of lens aperture to focal length) used when the image was captured. The f-number may be specified by using a single number, if the value is exactly known. Alternately, two values may be used to indicate the range of uncertainty in the f-number setting. In this case, the first value shall be the minimum f-number and the second shall be the maximum.

Tag Name = **FNumber**

Tag = 33437 (829D.H)

Type = RATIONAL

N = 1 or 2

Value = VALUE_OFFSET (any valid rational number)

Rational

0	Exact f-number, if only one value is present Minimum f-number of the range of uncertainty, if two values are present
---	---

1	Maximum f-number of the range of uncertainty, if two values are present
---	---

Usage: IFD0

5.2.52 ApertureValue

This tag encodes the actual lens aperture (Av) used when capturing the image. The units are APEX. The maximum value is 99.99, the minimum value is 0.0. In APEX units, a value of 0.0 corresponds to f/1.0, and a value of 1.0 corresponds to f/1.4.

Tag Name = **ApertureValue**

Tag = 37378 (9202.H)

Type = RATIONAL

N = 1

Value = VALUE_OFFSET (any valid rational number)

Usage: IFD0

5.2.53 MaxApertureValue

This optional tag encodes the maximum possible aperture opening (minimum lens f-number) of the camera or image capturing device, using APEX units. The allowed range is 0.00 to 99.99.

Tag Name = **MaxApertureValue**

Tag = 37381 (9205.H)

Type = RATIONAL

N = 1

Value = VALUE_OFFSET

Usage: IFD0

5.2.54 BrightnessValue

This optional tag encodes the Brightness Value (BV) that was measured when the image was captured, using APEX units. The expected maximum value is approximately 13.00 corresponding to a picture taken of a snow scene on a sunny day, and the expected minimum value is approximately -3.00 corresponding to a night scene. The Brightness Value may be specified by using a single number, if the value is exactly known. Alternately, two values may be used to indicate the range of uncertainty in the Brightness Value setting. In this case, the first value shall be the minimum value and the second shall be the maximum.

Tag Name = **BrightnessValue**

Tag = 37379 (9203.H)

Type = SRATIONAL

N = 1 or 2

Value = VALUE_OFFSET (any valid signed rational)

Rational

0	Exact Brightness Value, if only one value is present Minimum Brightness Value of the range of uncertainty, if two values are present
1	Maximum Brightness Value of the range of uncertainty, if two values are present

Usage: IFD0

5.2.55 ExposureBiasValue

This optional tag encodes the actual exposure bias (the amount of over or under-exposure relative to a normal exposure as determined by the camera's exposure system) used when capturing the image, using APEX units. The range is between -99.99 and 99.99. The exposure bias may be specified by using a single number, if the value is exactly known. Alternately, two values may be used to indicate the range of uncertainty in the exposure bias setting. In this case, the first value shall be the minimum value and the second shall be the maximum.

Tag Name = **ExposureBiasValue**

Tag = 37380 (9204.H)

Type = SRATIONAL

N = 1 or 2

Value = VALUE_OFFSET (any valid signed rational)

The value is the number of exposure values (stops). For example, -1.00 indicates 1 eV (1 stop) underexposure, or half the normal exposure.

Rational

0	Exact Exposure Bias, if only one value is present Minimum Exposure Bias of the range of uncertainty, if two values are present
1	Maximum Exposure Bias of the range of uncertainty, if two values are present

Usage: IFD0

5.2.56 ExposureProgram

This tag encodes the class of exposure program that the camera used at the time the image was captured. Typical exposure programs include normal-program (general-purpose auto-exposure), aperture-priority (user sets aperture, camera selects shutter speed to properly expose), shutter-priority (user sets shutter speed, camera selects aperture to properly expose), etc.

Tag Name = **ExposureProgram**

Tag = 34850 (8822.H)

Type = SHORT

N = 1

Value = VALUE

0	Unidentified
1	Manual
2	Program Normal
3	Aperture Priority
4	Shutter Priority
5	Program Creative (biased toward greater "depth of field")
6	Program Action (biased toward faster "shutter speed")
7	Portrait Mode (intended for close-up photos with the background out-of-focus)

8	Landscape Mode (intended for landscapes with the background in good focus)
Other Values >32767	These values are "Vendor Unique" and are not required to be interpreted by others. These "private" values need to be obtained from PIMA.

Usage: IFD0

5.2.57 MeteringMode

This optional tag encodes the metering mode (the camera's method of spatially weighting the scene luminance values to determine the sensor exposure) used when capturing the image.

Tag Name = **MeteringMode**

Tag = 37383 (9207.H)

Type = SHORT

N = 1

Value = VALUE

0	Unidentified
1	Average
2	CenterWeightedAverage
3	Spot
4	MultiSpot
Other Values >32767	These values are "Vendor Unique" and are not required to be interpreted by others. These private values need to be obtained from the TIFF/EP registry.

Usage: IFD0

5.2.58 Flash

This optional tag encodes whether or not flash was used when the image was captured.

Tag Name = **Flash**

Tag = 37385 (9209.H)

Type = SHORT

N = 1

Value = VALUE (allowed values are listed below). The meaning of each bit of the 16 bit SHORT value is listed below:

Bit 0: Flash Fire Status bit:

0 = Flash didn't fire

1 = Flash fired

Bits 2 1: Flash Return Sense bits:

00 = No flash return sensing capability

01 = RESERVED

10 = Flash return not sensed

11 = Flash return sensed

Bits 4 3: Flash Mode bits:

00 = Unknown flash mode

01 = Fill Flash mode (always on)

10 = Flash off mode (always off)

11 = Auto flash mode (on for dark scenes only, camera controlled)

Bit 5: Flash Unit Present bit:

0 = Camera has flash unit

1 = Camera does not have a flash unit

RESERVED bits:

Bits 15 ... 6: RESERVED (SHALL be set to 0)

Allowed values are:

0	Flash did not fire
1	Flash fired
5	Flash fired, Flash return not sensed
7	Flash fired, Flash return sensed
9	Flash fired, Fill flash mode, Camera has no flash return sensing capability
13	Flash fired, Fill flash mode, Flash return not sensed
15	Flash fired, Fill flash mode, Flash return sensed
16	Flash did not fire, Flash "off" mode
24	Flash did not fire, "Auto" flash mode
25	Flash fired, "Auto" flash mode, Camera has no flash return sensing capability
29	Flash fired, "Auto" flash mode, Flash return not sensed
31	Flash fired, "Auto" flash mode, Flash return sensed
32	Camera does not have a flash unit

Usage: IFD0

(See **FlashEnergy**)

5.2.59 FlashEnergy

This optional tag encodes the amount of flash energy that was used when the image was captured. The measurement units are Beam Candle Power Seconds (BCPS). The flash energy may be specified by using a single number if the exact flash energy is known. Alternately, two values may be used to indicate the range of uncertainty in the flash energy setting. In this case, the first value shall be the minimum value and the second shall be the maximum.

Tag Name = **FlashEnergy**

Tag = 37387 (920B.H)

Type = RATIONAL

N = 1 or 2

Value = VALUE_OFFSET (any rational number)

Rational

0	Exact Flash Energy, if only one value is present Minimum Flash Energy of the range of uncertainty, if two values are present
1	Maximum Flash Energy of the range of uncertainty, if two values are present

Usage: IFD0

See **Flash**

5.2.60 FocalLength

This optional tag encodes the lens focal length used to capture the image. The lens focal length unit of measure is millimeters. For example, a focal length of 50mm is encoded as 50/1. The focal length may be specified by using a single number, for a fixed focal length lens or a zoom lens, if the zoom lens position is known. Alternately, two values may be used to indicate the range of uncertainty in the focal length setting. In this case, the first value shall be the minimum focal length and the second shall be the maximum.

Tag Name = **FocalLength**

Tag = 37386 (920A.H)

Type = RATIONAL

N = 1 or 2

Value = VALUE_OFFSET (any valid rational)

Rational

0	Exact Focal Length, if only one value is present Minimum Focal Length of the range of uncertainty, if two values are present
1	Maximum Focal Length of the range of uncertainty, if two values are present

Usage: IFD0

5.2.61 SubjectDistance

This optional tag encodes the distance (in meters) between the front nodal plane of the lens and the position at which the camera was focusing when the image was captured. RATIONAL values are used, so that a subject distance of 8 meters is encoded as 8/1. Note that the camera may have focused on a subject within the scene which may not have been the primary subject. The subject distance may be specified by using a single number, if the value is exactly known. Alternately, two values may be used to indicate the range of uncertainty in the subject distance setting. In this case, the first value shall be the minimum value and the second shall be the maximum. A subject distance of infinity is indicated by using -1/1.

Tag Name = **SubjectDistance**

Tag = 37382 (9206.H)

Type = SRATIONAL

N = 1 or 2

Value = VALUE_OFFSET (any valid rational number)

Rational

0	Exact Subject Distance, if only one value is present Minimum Subject Distance of the range of uncertainty, if two values are present
1	Maximum Subject Distance of the range of uncertainty, if two values are present

Usage: IFD0

5.2.62 SubjectLocation

This optional tag identifies the approximate location of the subject in the scene. The subject location may be specified as a point, a circle, or a rectangle. In all cases, the first two values provide the X column number and Y row number that corresponds to the center of the subject location. If three values are given, the third value is the diameter of a circle centered at the point specified by the first two values. If four values are given, the third value is the width, and the fourth value is the height of a rectangle centered at the point specified by the first two values.

Tag Name = **SubjectLocation**

Tag = 37396 (9214.H)

Type = SHORT

N = 2 or 3 or 4

Value = VALUE or VALUE_OFFSET

Short 0	X column number
Short 1	Y row number
Short 2	If 3 values, this value represents the diameter of a circle centered at the point defined by shorts 0 and 1. If 4 values, this value represents the width of a rectangle centered at the point defined by shorts 0 and 1.
Short 3	This value represents the height of a rectangle centered at the point defined by shorts 0, 1

Usage: IFD0

5.2.63 SelfTimerMode

This optional tag encodes the number of seconds image capture was delayed from the time the “take picture button” was pressed by the camera operator. If the value is zero, this implies that the self-timer is off.

Tag Name = **SelfTimerMode**

Tag = 34859 (882B.H)

Type = SHORT

N = 1

Value = VALUE

Usage: IFD0

5.2.64 BatteryLevel

This tag preferably encodes the camera's battery level as a ratio of fullness at the time of image capture. For example, a full battery level is indicated by 1/1, half-full battery by 1/2, etc. Alternately, an ASCII string describing the battery level is allowed.

Tag Name = **BatteryLevel**

Tag = 33423 (828F.H)

Type = RATIONAL or ASCII

N = 1 (if RATIONAL) or any (ASCII string count including null terminating byte)

Value = VALUE_OFFSET

Usage: IFD0

5.2.65 LightSource

This optional tag encodes the light source (scene illuminant) that was determined to be present when the image was captured.

Tag Name = **LightSource**

Tag = 37384 (9208.H)

Type = SHORT

N = 1

Value = VALUE

Note: Bit 15 of this 16-bit word is used as the key to whether or not a color temperature value is being stored. If bit 15 is 0, then the value described within bits 0...14 will provide one of the prescribed color values depicted within the table below. Otherwise, if bit 15 is 1, then bits 0...14 contain the actual color temperature value stored in units of Kelvin. In this case, color temperatures are limited to values in the range of 0 to 32767 Kelvin.

VALUES (Bit 15 = 0, Bits 14...0 ==> 0...32767)

0	Unidentified
1	Daylight
2	Fluorescent light
3	Tungsten Lamp
10	Flash
17	Standard Illuminant A
18	Standard Illuminant B
19	Standard Illuminant C
20	D55 Illuminant
21	D65 Illuminant
22	D75 Illuminant
Other values <32768	These values are reserved for use by TIFF/EP

VALUES (Bit 15 = 1, Bits 14...0 ==> 0...32767)

0 – 32767	Depicts the actual color temperature of the scene illuminant corresponding to values of 0 through 32767 Kelvin, i.e. the value depicted within bits 0...14. Value derived by masking off bit 15.
-----------	--

Usage: IFD0

5.2.66 InterColorProfile

This tag encodes an embedded InterColor device profile relating to the camera color characterization. Refer to "InterColor Profile Format, Version 3.0, June 10, 1994", for further information on the use of this tag. Note that the

ICC Profile Format may be revised in the future, and the most recent version of the ICC specification should be used.

Tag Name = **InterColorProfile**

Tag = 34675 (8773.H)

Type = UNDEFINED

N = any (actual size of the embedded IC profile in bytes)

Value = VALUE_OFFSET

Usage: IFD0

5.2.67 ExposureIndex

This optional tag encodes the camera exposure index setting the camera had selected when the image was captured. The Exposure Index may be specified by using a single number if the exact Exposure Index is known. Alternately, two values may be used to indicate the range of uncertainty in the Exposure Index setting. In this case, the first value shall be the minimum value and the second shall be the maximum.

Tag Name = **ExposureIndex**

Tag = 37397 (9215.H)

Type = RATIONAL

N = 1 or 2

Value = VALUE_OFFSET (any rational number)

Rational

0	Exact Exposure Index, if only one value is present Minimum Exposure Index of the range of uncertainty, if two values are present
1	Maximum Exposure Index of the range of uncertainty, if two values are present

Usage: IFD0

5.2.68 ISOSpeedRatings

The optional tag field includes the ISO speed and ISO Latitude values described in *ISO 12232, Photography - Electronic still picture cameras - Determination of ISO speed*. The first value is the ISO saturation speed rating and the last two optional values are the minimum and maximum ISO Speed Latitude values .

Tag Name = **ISOSpeedRatings**

Tag = 34855 (8827.H)

Type = SHORT

N = 1 or

Value = VALUE

For the allowed values, see tables indicated above.

Usage: IFD0

5.2.69 OECF

This optional tag allows the "Opto-Electronic Conversion Function" (OECF) values described in ISO 14524 "Photography - Electronic still picture cameras - Methods for measuring the opto-electronic conversion functions" to be stored as a table of values. The OECF is the relationship between the optical input and the image file code

value outputs of an electronic camera. The columns of the table can provide the camera OECF values, or the focal plane OECF values, or both.

A simple example of an OECF data table is:

Camera log exposure	Red output level	Green output level	Blue output level
-3.0	10.2	12.4	8.9
-2.0	48.1	47.5	48.3
-1.0	150.2	152.0	149.8

Tag Name = **OECF**

Tag = 34856 (8828.H)

Type = UNDEFINED

N = any (actual size of the OECF data in bytes)

Value = VALUE_OFFSET

Byte 0-1	Number of table columns (N SHORT values)
Byte 2-3	Number of table rows (M SHORT values)
Byte 4-x	N ASCII column headings
Byte x-x+8xNxM	Nx M RATIONAL entries in row major order (all data of row given first)

Usage: IFD0

5.2.70 SpectralSensitivity

This optional tag field can be used to describe the spectral sensitivity of each channel of the camera used to capture the image. It is useful for certain scientific applications.

Tag Name = **SpectralSensitivity**

Tag = 34852 (8824.H)

Type = ASCII

N = any

Value = VALUE_OFFSET

The tag field is an ASCII string compatible with the “New Standard Practice for the Electronic Interchange of Color and Appearance Data” being developed within an ASTM Technical Committee. The ASCII string consists of a mandatory keyword list followed by the associated data values. Mandatory keywords include NUMBER_OF_FIELDS which equals the number of channels (spectral bands) + 1, and NUMBER_OF_SETS which specifies the number of spectral frequency (wavelength) entries.

Usage: IFD0

5.2.71 SpatialFrequencyResponse

This optional tag encodes the spatial frequency response (SFR) of the camera or image capturing device. The camera measured SFR data, described in ISO 12233, “Photography - Electronic still picture cameras - Resolution measurements” can be stored as a table of spatial frequencies, horizontal SFR values, vertical SFR values, and diagonal SFR values.

A simple example of an SFR data table is:

Spatial Frequency (LW/PH)	Horizontal SFR	Vertical SFR
0.1	1.0	1.0
0.2	.90	.95
0.3	.80	.85

Tag Name = ***SpatialFrequencyResponse***

Tag = 37388 (920C.H)

Type = UNDEFINED

N = (size of the SpatialFrequencyResponse data in bytes)

Value = VALUE_OFFSET

Byte 0-1	Number of table columns (N SHORT values)
Byte 2-3	Number of table rows (M SHORT values)
Byte 4-x	N ASCIIZ column headings
Byte x-x+8xNxM	NxM RATIONAL entries in row major order (all data of row given first)

Usage: IFD0

5.2.72 Noise

This tag encodes camera noise measurement values.

A simple example of measured noise data is:

Signal level (code values)	R rms noise	G rms noise	B rms noise
32	1.5	1.0	2.5
128	2.5	1.5	2.9
240	.3.0	2.0	3.4

Tag Name = ***Noise***

Tag = 37389 (920D.H)

Type = UNDEFINED

N = any (actual size of the Noise data in bytes)

Value = VALUE_OFFSET

Byte 0-1	Number of table columns (N SHORT values)
Byte 2-3	Number of table rows (M SHORT values)
Byte 4-x	N ASCIIZ column headings
Byte x-x+8xNxM	NxM RATIONAL entries in row major order (all data of row given first)

Usage: IFD0

Annex A (informative)

Example TIFF/EP Files

This section provides examples of valid TIFF/EP files. For ease of interpretation, all multi-byte values are depicted in readable form, i.e. left to right. Values preceded with "0x" depict a hexadecimal number. Otherwise, all other numbers are given in decimal notation. Numbers within parentheses () are always decimal. Values preceded with an "@" define offsets from the beginning of the file to associated data. Immediately following each tag which contains an offset "@" to its data, is the data itself in an abbreviated form. This referenced data is shown in italics.

Uncompressed RGB

The following is an example of a sample RGB image within the TIFF/EP format. The recorded file includes the following information.

Thumbnail image information

Type of image	Reduced resolution RGB uncompressed image
Number of pixels	Width(94) x Length(64)
Image title	Waitress in a diner
Manufacturer	Eastman Kodak Company
Model	Camera XYZ
Orientation of image	Vertical (Normal landscape rotated CCW 90 degrees)
	0th row - visual left-hand of image
	0th column - visual bottom of image
Number of strips	1
Number of lines within strip	64
Number of bytes per strip	18048 bytes
Image resolution	Width(72dpi), Length(72dpi)
Image configuration	Chunky
Software	XYZ Version 1.1
Date/Time of image capture	1995:03:12 15:01:05
Date/Time of last image modification	1995:03:12 15:01:05
Artist	Mary Elizabeth Jones

Copyright	Copyright, Eastman Kodak Company, 1995. All rights reserved.
Exposure Time	1/60 second
Fnumber	1/16

Main image information

Type of image	Full resolution RGB uncompressed image
Number of pixels	Width(752) x Length(512)
Orientation of image	Vertical (Normal landscape rotated CCW 90 degrees)
	0th row - visual left-hand of image
	0th column - visual bottom of image
Number of strips	171
Number of lines within strip	3
Number of bytes per strip	170 strips @ 6768 bytes ea., last strip 4512 bytes
Image resolution	Width(300dpi), Length(300dpi)
Image configuration	Chunky

[Header]

Offset	Description	Value
-----	-----	-----
0x00000000	Byte Order:	0x4949 (Intel)
0x00000002	Special Number:	0x002A (42)
0x00000004	Offset to IFD0:	@ 0x00000008

[IFD @ 0x00000008, having 27 entries]

Offset	Tag	Description	Type	Count	ValueOffset
-----	-----	-----	-----	-----	-----
0x0000000A	0x00FE	NewSubfileType	LONG	0x00000001	0x00000001 (1)
0x00000016	0x0100	ImageWidth	LONG	0x00000001	0x0000005E (94)
0x00000022	0x0101	ImageLength	LONG	0x00000001	0x00000040 (64)
0x0000002E	0x0102	BitsPerSample	SHORT	0x00000003	@ 0x00000152 <i>Value 0: 0x0008 (8)</i> <i>Value 1: 0x0008 (8)</i> <i>Value 2: 0x0008 (8)</i>
0x0000003A	0x0103	Compression	SHORT	0x00000001	0x00000001 (1)
0x00000046	0x0106	PhotometricInterpretation	SHORT	0x00000001	0x00000002 (2)
0x00000052	0x010E	ImageDescription	ASCII	0x00000014	@ 0x00000158 <i>"Waitress in a diner"</i>
0x0000005E	0x010F	Make	ASCII	0x00000016	@ 0x0000016C <i>"Eastman Kodak Company"</i>
0x0000006A	0x0110	Model	ASCII	0x0000000B	@ 0x00000182 <i>"Camera XYZ"</i>
0x00000076	0x0111	StripOffsets	LONG	0x00000001	Strip @ 0x0000023A
0x00000082	0x0112	Orientation	SHORT	0x00000001	0x00000008 (8)
0x0000008E	0x0115	SamplesPerPixel	SHORT	0x00000001	0x00000003 (3)
0x0000009A	0x0116	RowsPerStrip	LONG	0x00000001	0x00000040 (64)
0x000000A6	0x0117	StripByteCounts	LONG	0x00000001	0x00004680 (18048)

0x000000B2	0x011A XResolution	RATIONAL	0x00000001	@ 0x0000018E Value 0: 0x00000048 0x00000001 (72/1)
0x000000BE	0x011B YResolution	RATIONAL	0x00000001	@ 0x00000196 Value 0: 0x00000048 0x00000001 (72/1)
0x000000CA	0x011C PlanarConfiguration	SHORT	0x00000001	0x00000001 (1)
0x000000D6	0x0128 ResolutionUnit	SHORT	0x00000001	0x00000002 (2)
0x000000E2	0x0131 Software	ASCII	0x00000010	@ 0x0000019E "XYZ Version 1.1"
0x000000EE	0x0132 DateTime	ASCII	0x00000014	@ 0x000001AE "1995:03:12 15:01:05"
0x000000FA	0x013B Artist	ASCII	0x00000015	@ 0x000001C2 "Mary Elizabeth Jones"
0x00000106	0x014A SubIFDs	LONG	0x00000001	SubIFD @ 0x000048BA
0x00000112	0x8298 Copyright	ASCII	0x0000003E	@ 0x000001D8 "Copyright, Eastman Kodak Company, 1995...."
0x0000011E	0x829A ExposureTime	RATIONAL	0x00000001	@ 0x00000216 Value 0: 0x00000001 0x0000003C (1/60)
0x0000012A	0x829D FNumber	RATIONAL	0x00000001	@ 0x0000021E Value 0: 0x00000001 0x00000010 (1/16)
0x00000136	0x9003 DateTimeOriginal	ASCII	0x00000014	@ 0x00000226 "1995:03:12 15:01:05"
0x00000142	0x9216 TIFF/EPStandardID	BYTE	0x00000004	0x00000001 (1.0.0.0)
0x0000014E	[NO NextIFD]			

[IFD @ 0x000048BA, having 15 entries]

Offset	Tag	Description	Type	Count	ValueOffset
-----	-----	-----	-----	-----	-----
0x000048BC	0x00FE	NewSubfileType	LONG	0x00000001	0x00000000 (0)
0x000048C8	0x0100	ImageWidth	LONG	0x00000001	0x000002F0 (752)
0x000048D4	0x0101	ImageLength	LONG	0x00000001	0x00000200 (512)
0x000048E0	0x0102	BitsPerSample	SHORT	0x00000003	@ 0x00004974

					<i>Value 0: 0x0008 (8)</i>
					<i>Value 1: 0x0008 (8)</i>
					<i>Value 2: 0x0008 (8)</i>
0x000048EC	0x0103 Compression	SHORT	0x00000001	0x00000001 (1)	
0x000048F8	0x0106 PhotometricInterpretation	SHORT	0x00000001	0x00000002 (2)	
0x00004904	0x0111 StripOffsets	LONG	0x000000AB	@ 0x0000497A	
					<i>Strip 0 @ 0x00004EE2</i>
					<i>Strip 1 @ 0x00006952</i>
					<i>Strip 2 @ 0x000083C2</i>
					<i>Strip 3 @ 0x00009E32</i>
					<i>Strip 4 @ 0x0000B8A2</i>
					<i>Strip 5 @ 0x0000D312</i>
					<i>...</i>
					<i>Strip170 @ 0x0011DD42</i>
0x00004910	0x0112 Orientation	SHORT	0x00000001	0x00000008 (8)	
0x0000491C	0x0115 SamplesPerPixel	SHORT	0x00000001	0x00000003 (3)	
0x00004928	0x0116 RowsPerStrip	LONG	0x00000001	0x00000003 (3)	
0x00004934	0x0117 StripByteCounts	LONG	0x000000AB	@ 0x00004C26	
					<i>Strip 0 Size: 0x00001A70 (6768)</i>
					<i>Strip 1 Size: 0x00001A70 (6768)</i>
					<i>Strip 2 Size: 0x00001A70 (6768)</i>
					<i>Strip 3 Size: 0x00001A70 (6768)</i>
					<i>Strip 4 Size: 0x00001A70 (6768)</i>
					<i>Strip 5 Size: 0x00001A70 (6768)</i>
					<i>...</i>
					<i>Strip170 Size: 0x000011A0 (4512)</i>
0x00004940	0x011A XResolution	RATIONAL	0x00000001	@ 0x00004ED2	
					<i>Value 0: 0x0000012C 0x00000001 (300/1)</i>
0x0000494C	0x011B YResolution	RATIONAL	0x00000001	@ 0x00004EDA	
					<i>Value 0: 0x0000012C 0x00000001 (300/1)</i>
0x00004958	0x011C PlanarConfiguration	SHORT	0x00000001	0x00000001 (1)	
0x00004964	0x0128 ResolutionUnit	SHORT	0x00000001	0x00000002 (2)	
0x00004970	[NO NextIFD]				

JPEG Compressed

The following is an example of a sample JPEG image within the TIFF/EP format. The recorded file includes the following information.

Thumbnail image information

Type of image	Reduced resolution RGB uncompressed image
Number of pixels	Width(94) x Length(64)
Image title	Waitress in a diner
Manufacturer	Eastman Kodak Company
Model	Camera XYZ
Orientation of image	Vertical (Normal landscape rotated CCW 90 degrees)
	0th row - visual left-hand of image
	0th column - visual bottom of image
Number of strips	1
Number of lines within strip	64
Number of bytes per strip	18048 bytes
Image resolution	Width(72dpi), Length(72dpi)
Image configuration	Chunky
Software	XYZ Version 1.1
Date/Time of image capture	1995:03:12 15:08:04
Date/Time of last image modification	1995:03:12 15:08:04
Artist	Mary Elizabeth Jones
Copyright	Copyright, Eastman Kodak Company, 1995. All rights reserved.
Exposure Time	1/60 second
Fnumber	1/16

Main image information

Type of image	Full resolution YCbCr JPEG compressed image
Number of pixels	Width(752) x Length(512)
Orientation of image	Vertical (Normal landscape rotated CCW 90 degrees)
	0th row - visual left-hand of image
	0th column - visual bottom of image
Number of strips	1
Number of lines within strip	512
Number of bytes per strip	69004 bytes
Image resolution	Width(300dpi), Length(300dpi)
Image configuration	Block Interleaved
RGB to YCbCr Coefficients	CCIR Recommendation 601
YCbCr SubSampling	Horizontally by 2, Vertically by 2
YCbCr Positioning	Cosited
ReferenceBlackWhite	Y [0,255] Cb [128,255] Cr [128,255]

[Header]

Offset	Description	Value
-----	-----	-----
0x00000000	Byte Order:	0x4949 (Intel)
0x00000002	Special Number:	0x002A (42)
0x00000004	Offset to IFD0:	@ 0x00000008

[IFD @ 0x00000008, having 27 entries]

Offset	Tag	Description	Type	Count	ValueOffset
-----	-----	-----	-----	-----	-----
0x0000000A	0x00FE	NewSubfileType	LONG	0x00000001	0x00000001 (1)
0x00000016	0x0100	ImageWidth	LONG	0x00000001	0x0000005E (94)
0x00000022	0x0101	ImageLength	LONG	0x00000001	0x00000040 (64)
0x0000002E	0x0102	BitsPerSample	SHORT	0x00000003	@ 0x0000152
					<i>Value 0: 0x0008 (8)</i>
					<i>Value 1: 0x0008 (8)</i>
					<i>Value 2: 0x0008 (8)</i>
0x0000003A	0x0103	Compression	SHORT	0x00000001	0x00000001 (1)
0x00000046	0x0106	PhotometricInterpretation	SHORT	0x00000001	0x00000002 (2)

0x00000052	0x010E ImageDescription	ASCII	0x00000014	@ 0x00000158 "Waitress in a diner"
0x0000005E	0x010F Make	ASCII	0x00000016	@ 0x0000016C "Eastman Kodak Company"
0x0000006A	0x0110 Model	ASCII	0x0000000B	@ 0x00000182 "Camera XYZ"
0x00000076	0x0111 StripOffsets	LONG	0x00000001	Strip @ 0x0000023A
0x00000082	0x0112 Orientation	SHORT	0x00000001	0x00000008 (8)
0x0000008E	0x0115 SamplesPerPixel	SHORT	0x00000001	0x00000003 (3)
0x0000009A	0x0116 RowsPerStrip	LONG	0x00000001	0x00000040 (64)
0x000000A6	0x0117 StripByteCounts	LONG	0x00000001	0x00004680 (18048)
0x000000B2	0x011A XResolution	RATIONAL	0x00000001	@ 0x0000018E Value 0: 0x00000048 0x00000001 (72/1)
0x000000BE	0x011B YResolution	RATIONAL	0x00000001	@ 0x00000196 Value 0: 0x00000048 0x00000001 (72/1)
0x000000CA	0x011C PlanarConfiguration	SHORT	0x00000001	0x00000001 (1)
0x000000D6	0x0128 ResolutionUnit	SHORT	0x00000001	0x00000002 (2)
0x000000E2	0x0131 Software	ASCII	0x00000010	@ 0x0000019E "XYZ Version 1.1"
0x000000EE	0x0132 DateTime	ASCII	0x00000014	@ 0x000001AE "1995:03:12 15:08:04"
0x000000FA	0x013B Artist	ASCII	0x00000015	@ 0x000001C2 "Mary Elizabeth Jones"
0x00000106	0x014A SubIFDs	LONG	0x00000001	SubIFD @ 0x000048BA
0x00000112	0x8298 Copyright	ASCII	0x0000003E	@ 0x000001D8 "Copyright, Eastman Kodak Company, 1995...."
0x0000011E	0x829A ExposureTime	RATIONAL	0x00000001	@ 0x00000216 Value 0: 0x00000001 0x0000003C (1/60)
0x0000012A	0x829D FNumber	RATIONAL	0x00000001	@ 0x0000021E Value 0: 0x00000001 0x00000010 (1/16)
0x00000136	0x9003 DateTimeOriginal	ASCII	0x00000014	@ 0x00000226

"1995:03:12 15:08:04"

0x00000142 0x9216 TIFF/EPStandardID BYTE 0x00000004 0x00000001 (1.0.0.0)
 0x0000014E [NO NextIFD]

[IFD @ 0x000048BA, having 19 entries]

Offset	Tag	Description	Type	Count	ValueOffset
-----	-----	-----	-----	-----	-----
0x000048BC	0x00FE	NewSubfileType	LONG	0x00000001	0x00000000 (0)
0x000048C8	0x0100	ImageWidth	LONG	0x00000001	0x000002F0 (752)
0x000048D4	0x0101	ImageLength	LONG	0x00000001	0x00000200 (512)
0x000048E0	0x0102	BitsPerSample	SHORT	0x00000003	@ 0x000049A4 Value 0: 0x0008 (8) Value 1: 0x0008 (8) Value 2: 0x0008 (8)
0x000048EC	0x0103	Compression	SHORT	0x00000001	0x00000007 (7)
0x000048F8	0x0106	PhotometricInterpretation	SHORT	0x00000001	0x00000006 (6)
0x00004904	0x0111	StripOffsets	LONG	0x00000001	Strip @ 0x00004A02
0x00004910	0x0112	Orientation	SHORT	0x00000001	0x00000008 (8)
0x0000491C	0x0115	SamplesPerPixel	SHORT	0x00000001	0x00000003 (3)
0x00004928	0x0116	RowsPerStrip	LONG	0x00000001	0x00000200 (512)
0x00004934	0x0117	StripByteCounts	LONG	0x00000001	0x00010D8C (69004)
0x00004940	0x011A	Xresolution	RATIONAL	0x00000001	@ 0x000049AA Value 0: 0x0000012C 0x00000001 (300/1)
0x0000494C	0x011B	Yresolution	RATIONAL	0x00000001	@ 0x000049B2 Value 0: 0x0000012C 0x00000001 (300/1)
0x00004958	0x011C	PlanarConfiguration	SHORT	0x00000001	0x00000001 (1)
0x00004964	0x0128	ResolutionUnit	SHORT	0x00000001	0x00000002 (2)
0x00004970	0x0211	YCbCrCoefficients	RATIONAL	0x00000003	@ 0x000049BA Value 0: 0x0000012B 0x000003E8 (299/1000) Value 1: 0x0000024B 0x000003E8 (587/1000) Value 2: 0x00000072 0x000003E8 (114/1000)
0x0000497C	0x0212	YCbCrSubSampling	SHORT	0x00000002	0x00020002 (2 2)

0x00004988	0x0213 YCbCrPositioning	SHORT	0x00000001	0x00000002 (2)
0x00004994	0x0214 ReferenceBlackWhite	RATIONAL	0x00000006	@ 0x000049D2

Value 0: 0x00000000 0x00000001 (0/1)

Value 1: 0x000000FF 0x00000001 (255/1)

Value 2: 0x00000080 0x00000001 (128/1)

Value 3: 0x000000FF 0x00000001 (255/1)

Value 4: 0x00000080 0x00000001 (128/1)

Value 5: 0x000000FF 0x00000001 (255/1)

0x000049A0 [NO NextIFD]

Annex B (informative)

Alphabetical index of TIFF/EP Tag definitions

<u>Tag name</u>	<u>Page</u>
A	
ApertureValue	42
Artist	35
B	
BatteryLevel	47
BitsPerSample	27
BrightnessValue	42
C	
CFAPattern	26
CFARepeatPatternDim	26
CompressedBitsPerPixel	30
Compression	30
Copyright	35
D	
DateTime	40
DateTimeOriginal	40
E	
ExposureBiasValue	43
ExposureIndex	49
ExposureProgram	43
ExposureTime	41
F	
Flash	44
FlashEnergy	45
Fnumber	41
FocalLength	46
FocalPlaneResolutionUnit	23
FocalPlaneXResolution	22
FocalPlaneYResolution	22

G

GPSInfo	37
---------------	----

I

ImageDescription	35
ImageHistory	35
ImageLength	20
ImageNumber	34
ImageWidth	20
InterColorProfile	48
Interlace	25
IPTC/NAA	36
ISOSpeedRatings	49

J

JPEGTables	31
------------------	----

L

LightSource	48
-------------------	----

M

Make	34
MaxApertureValue	42
MeteringMode	44
Model	34

N

NewSubFileType	20
Noise	51

O

OEFC	49
Orientation	23

P

PhotometricInterpretation	24
PlanarConfiguration	24

R

ReferenceBlackWhite	33
ResolutionUnit	22
RowsPerStrip	28

S

SamplesPerPixel	27
SecurityClassification	36
SelfTimerMode	47
SensingMethod	25
ShutterSpeedValue	41
Software	34
SpatialFrequencyResponse	50
SpectralSensitivity	50
StripByteCounts	28
StripOffsets	28
SubIFDs	21
SubjectDistance	46
SubjectLocation	47

T

TIFF/EPStandardID	20
TileByteCounts	30
TileLength	29
TileOffsets	29
TileWidth	29
TimeZoneOffset	40

X

Xresolution	21
-------------------	----

Y

YCbCrCoefficients	32
YCbCrPositioning	32
YCbCrSubSampling	31
Yresolution	21

Annex C

Bibliography

- [1] TIFF Revision 6 specification, Adobe Corporation, 1992
- [2] InterColor Consortium's InterColor Profile Format, Ver. 3.0, June 10, 1994
- [3] Digital Still Camera File Format Standard (Exchangeable image file format for Digital Still Camera: Exif), Version 2.1, June 1998, Japan Electronic Industry Development Association (JEIDA).
- [4] TIFF Technical Note 1: TIFF JPEG, Adobe Corporation.
- [5] Draft TIFF Technical Note 2: TIFF JPEG, Adobe Corporation.
- [6] IPTC-NAA (International Press telecommunications Council – Newspaper Association of America) Information Interchange Model and Digital Newsphoto Parameter Record, Version 2, April 14, 1993.⁵⁾
- [7] RichTIFF – Standardized TIFF File Specification, Crossfield, Inc., May 1993.
- [8] GeoTIFF Specification.⁶⁾

⁵⁾ Available from Newspaper Association of America, The Newspaper Center, 11600 Sunrise Valley Drive, Reston, VA 22091 USA.

⁶⁾ Available via World Wide Web at <http://www.jpl.nasa.gov/~ndr/cartlab/geotiff/geotiff.html> 59 of 60